

Transportation Snapshot

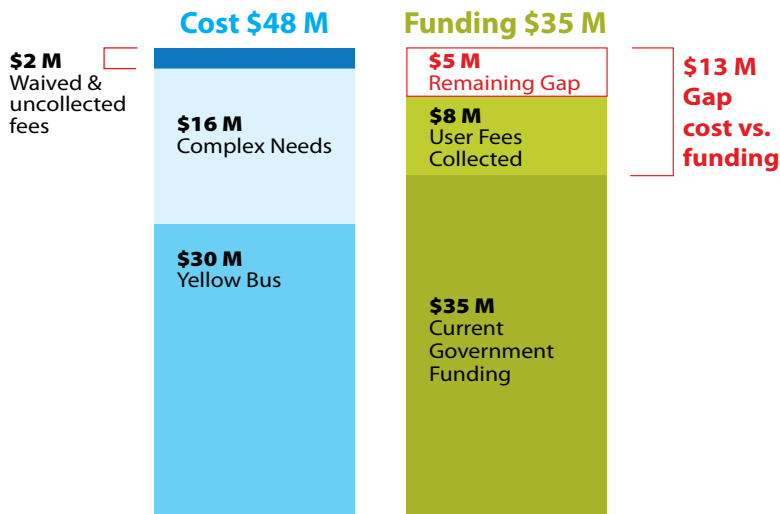
We need your help to find equitable solutions for the 2016-17 school year and beyond. We need to close the gap between the cost of the service we provide and the funding we receive.

All families could be impacted by the choices we make but no student will be denied access to transportation. For those families who can't afford the fees, waivers can be provided.

We want to gather your perspectives on the following factors:

- Travel distances from student's home to the bus stop
- Bus ride time
- Eligibility for ridership
- Bell times
- Number and location of pick-up stops
- Access to waivers
- User fees
- Two or three-year implementation plan
- Low ridership routes

Projected Total Cost vs. Funding*



*numbers based on 2015-16 projections

Cost to Bus per Student/year

Yellow Bus*

Regular program	\$800
Alternative program	\$1,400
Complex Learning needs	\$7,600

Calgary Transit:

waivers only Approx. \$1M

*costs based on 2014-15 financials as outlined in SBC Technical Review

Transportation User Fees

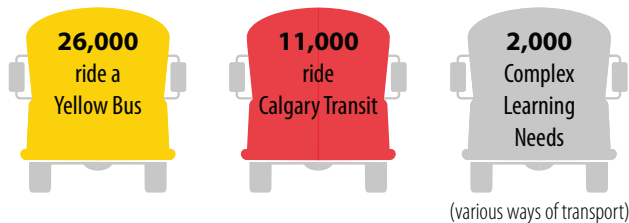
Yellow Bus	\$300
Calgary Transit	\$650*

*Based on monthly student pass of \$65 x 10 months.

CBE students = 117,000 total



about 1/3 are transported



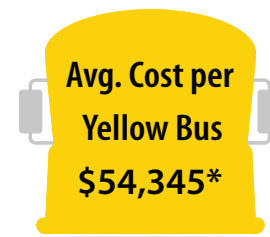
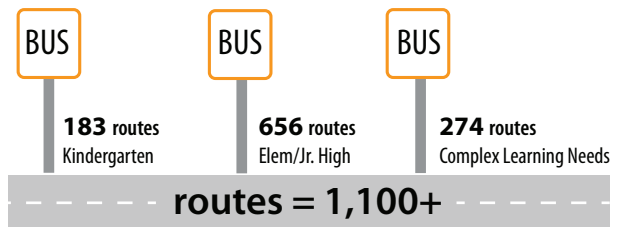
transportation riders by program



50% Regular programs offered at most community schools



50% Alternative programs Includes all languages, TLC, Montessori, Science, Arts, etc.



of Yellow Buses **850+**

*costs based on 2014-15 financials as outlined in SBC Technical Review

#'s based on 2015-16 projections unless otherwise noted

March 31, 2016