

report to Board of Trustees

Three-Year System Student Accommodation Plan 2022-2025

Date	May 24, 2022
Meeting Type	Regular Meeting, Public Agenda
To	Board of Trustees
From	Christopher Usih, Chief Superintendent of Schools
Purpose	Information
Originator	Dany Breton, Superintendent, Facilities and Environmental Services
Governance Policy Reference	Operational Expectations OE-7: Communication With and Support for the Board OE-8: Communicating and Engaging With the Public OE-9: Facilities
Resource Person(s)	Education Directors Conor McGreish, Acting Manager, Planning Brenda Gibson, Manager, Transportation Karen Drummond, Manager Community Engagement

1 | Recommendation

It is recommended:

- This report is being provided for information to the Board. No decision is required at this time.



2 | Issue

In accordance with the Board of Trustees' Operational Expectation OE-9: Facilities, the Three-Year System Student Accommodation Plan (3yr SSAP) is updated annually to create an awareness of:

- student accommodation initiatives completed since the last 3yr SSAP and up to April 1, 2022;
- decisions made to address student accommodation challenges that will be implemented in the 2022-23 school year; and
- student accommodation issues that have been identified for the next three years.

The 3yr SSAP also helps address requirements outlined in OE-8: Communicating With the Public to inform of any deletions of, additions to, or significant modifications of, any instructional programs.

3 | Background

Student accommodation planning is an ongoing process that reflects the need for the system to adapt to evolving student needs. The timely flow of information to the public regarding these needs and a commitment to two-way communication that builds understanding and support for decisions is important. Identifying schools on the 3yr SSAP triggers the flow of information to schools and the lines of communication can begin.

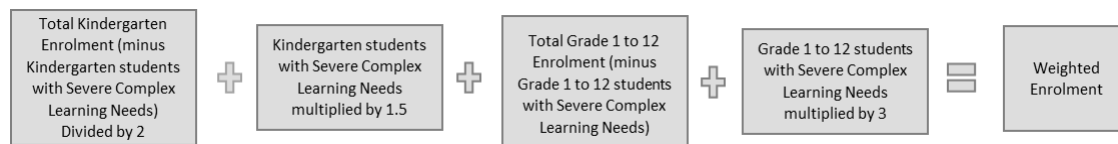
Schools identified on the plan are generally schools with a high utilization or low utilization. When utilization is too high or too low it can have effects on teaching and learning at schools. The 3yr SSAP highlights schools where utilization and use of space at a school may be a concern presently or into the future. While utilization is a guideline for determining placement on the plan, some schools may be included if there is an emergent need for a change, or through work with Education Directors schools may be identified as needing changes due to educational needs. The plan also identifies schools that may require adjustments to their attendance area due to the opening of new schools.

Most schools listed on the 3yr SSAP have a current utilization rate of less than 70 per cent or greater than 95 per cent or are projected to be less than 70 per cent or greater than 95 per cent by the 2024 school year. Using these utilization thresholds in the 3yr SSAP allows for a more comprehensive list of schools to be added to the plan. It also serves as an indicator to school communities that changes may need to happen in the future.

Utilization is calculated using the Provincial formula that “weighs” students in the following categories:

- kindergarten students who typically attend half day; and
- K-12 students who have severe complex learning needs.

This formula includes a weighted factor for kindergarten students coded with severe complex learning needs. The diagram below illustrates how actual weighted enrolment is determined.



Utilization is calculated by dividing the weighted enrolment by the Provincial capacity of a school.

By working in coordination with the Modular Classroom Program and the Three-Year School Capital Plan, the 3yr SSAP guides system accommodation planning to ensure students have efficient and effective schools in the right places.

4 | Analysis

The *Three-Year System Student Accommodation Plan – Active Projects 2022-2025* (Attachment I) outlines ongoing accommodation issues, projects where work has not yet started and any newly identified projects. These are organized into the following groupings:

- System Priorities
- Short Term Student Accommodation Challenges – Decision Required by 2023-2024 School Year
- Long Term Student Accommodation Challenges - No Changes Anticipated within Next 18 Months
- New School Projects

Guided by Calgary Board of Education (CBE) planning principles and the need to align learning offerings to the provincial funding model where schools that are 85 per cent utilized receive maximum operational and maintenance dollars, all projects identified fall in one of the following categories:

- Fiscal Responsibility/Facility Optimization
- Low Enrolment and/or Excess Capacity
- Balance Enrolment
- Overcapacity and/or Nearing Capacity
- New School Projects
- Plan in Place

A map of the projects by categories is included as Attachment III. These categories will be used to update the online Story map tool entitled “SSAP Dashboard” available on the [“Three Year System Student Accommodation Plan”](#) webpage. The dashboard provides access to additional information for each school on the plan, including a five-year enrolment and utilization rate projection.

Below is a list of projects and associated schools for both System Initiatives and Short-Term Projects listed in Attachment I.

System Initiatives

- Project 20-P2 - Start Outreach – Bowness
- Project 20-P3 - Home Education – Windsor Park
- Project 20-P6 - Alternative High School, Westbrook Outreach
- Project 19-P6 - Louise Dean Centre
- Project 18-P7 - All Boys at Sir James Lougheed School

Short Term Projects

- Project 20-P8 - Scenic Acres School
- Project 20-P12 - North Haven School
- Project 22-P1 - Colonel Sander and Thorncliffe Schools
- Project 22-P2 - Cambrian Heights School
- Project 22-P3 - Colonel Irvine School
- Project 20-P14 - Cappy Smart, Dr. Gladys M. Egbert, Abbeydale, and Roland Michener Schools
- Project 22-P4 - James Short Memorial and G.W. Skene Schools
- Project 22-P5 - Grant MacEwan School
- Project 18-P76 - Annie Foote, Monterey Park and Dr. Gordon Higgins School
- Project 22-P6 - Nelson Mandela School
- Project 22-P7 - Douglas Harkness and Pineridge Schools
- Project 22-P8 - Guy Weadick and Annie Foote Schools
- Project 22-P9 - Colonel J Fred Scott and Chief Justice Milvain Schools
- Project 20-P19 - Nickle and Andrew Sibbald Schools
- Project 20-P20 - Sherwood and Banting and Best School
- Project 18-P18 - Riverbend School

The *Three-Year System Student Accommodation Plan - Completed Projects 2020-2021* (Attachment II) details the projects completed before April 1, 2022. Moved to the completed projects for this year's report are:

- the High School engagement project. The majority of the proposed plan decisions will be implemented for the 2022-2023 school year with some decisions only being implemented once the new North High School opens;
- an upcoming grade configuration change for TLC between Brentwood and T.B. Riley Schools.
- an upcoming grade configuration change for Royal Oak and William D. Pratt Schools.
- a grade configuration change for McKenzie Lake, Douglasdale and Mountain Park schools; and
- a number of projects related to new school openings for the 2022-2023 school year.

Attachment IV: Open, Limited and Closed Enrolment Status has been included to inform and provide transparency around schools with the capacity to accommodate out of attendance area students:

- “Open” Schools. Schools with a utilization rate below 85 per cent are “Open” and able to accept new out of attendance area students;

- “Limited” Schools. Schools with a utilization range above 85 per cent but below 100 per cent are able to accept a “limited” number of new out of attendance area students; and
- “Closed” Schools. Schools with a utilization rate that exceed 100 per cent are considered “closed” and are not able to accept any new out of attendance area students at this time.

5 | Financial Impact

The financial impact of a student accommodation change is dependent upon decisions made for that school community. Financial impacts may include but are not limited to: transportation costs, operational and maintenance funding changes and costs incurred due to support program moves expansion

Attachment II provides information on the human and financial impacts of accommodation decisions, where such impacts are possible to determine. Reported impacts may include the number of students affected by the change, an increase or decrease of transportation costs, and anticipated costs of programming moves and/or expansions.

6 | Conclusion

Student accommodation planning founded upon CBE values is essential to best advance the Education Plan, particular in regards to maximizing programmatic and operational efficiencies. Communication plans are developed for each undertaking, as required, to communicate changes to internal and external stakeholders in a clear and timely manner.

CHRISTOPHER USIH
CHIEF SUPERINTENDENT OF SCHOOLS

ATTACHMENTS

- Attachment I: Three-Year System Student Accommodation Plan Active 2022-2025
- Attachment II: Three-Year System Student Accommodation Plan Completed 2022-2023
- Attachment III: Maps of Projects by Category
- Attachment IV: Open, Limited and Closed Enrolment Status

GLOSSARY – Developed by the Board of Trustees

Board: Board of Trustees

Governance Culture: The Board defined its own work and how it will be carried out. These policies clearly state the expectations the Board has for individual and collective behaviour.

Board/Chief Superintendent Relationship: The Board defined in policy how authority is delegated to its only point of connection – the Chief Superintendent – and how the Chief Superintendent’s performance will be evaluated.

Operational Expectations: These policies define both the nonnegotiable expectations and the clear boundaries within which the Chief Superintendent and staff must operate. They articulate the actions and decisions the Board would find either absolutely necessary or totally unacceptable.

Results: These are our statements of outcomes for each student in our district. The Results policies become the Chief Superintendent’s and the organization’s performance targets and form the basis for judging organization and Chief Superintendent performance.

System Initiatives

<p>Project 20-P2 Ongoing Originally Identified 2019 Area 1</p>	Program	Outreach
	Communities Impacted	Multiple Communities
	Schools Involved	Start Outreach – Bowness
	Category	Fiscal Responsibility/Facility Optimization
	Issue	Changes to the funding framework, low enrolment and high cost.
	Summary	<p>Engagement around possible changes for Start Outreach have begun with a possible consideration of closure to relocate the outreach program at Robert Thirsk High School</p> <p>The lease for this site will expire in summer 2023. This fact, coupled with the elimination of the government requirement to house outreach programs outside of school buildings means it is now possible to consider supporting outreach students in different ways.</p>

<p>Project 20-P3 Ongoing Originally Identified 2020 Area 5</p>	Program	Regular
	Communities Impacted	Multiple Communities
	Category	Fiscal Responsibility/Facility Optimization
	Schools Involved	Home Education – Windsor Park
	Issue	Need to optimize the use of existing facilities to better align with revised funding framework.
	Summary	CBE continues to review how to best support the learning needs of students in a fashion that optimizes the use of CBE facilities so as to better align with the revised funding framework.

<p>Project 20-P6 Ongoing Originally Identified 2020 Area 6</p>	Program	Regular
	Communities Impacted	Multiple Communities
	Category	Fiscal Responsibility/Facility Optimization
	Schools Involved	Alternative High School, Westbrook Outreach
	Issue	Enrolment at Alternative High School has decreased from just over 150 students in 2014 to 95 students in September 2021. Enrolment is projected at approximately 94 students for the fall of 2022.
	Summary	<p>Engagement around possible changes for Westbrook Outreach and Alternative High has begun with a possible consideration of closure for the purpose of relocation of the Westbrook outreach program to Alternative High.</p> <p>Optimizing enrolment at one location can enhance the richness and variety of program offerings. Additionally, changes to O&M funding guidelines impact CBE’s ability to operate schools with a utilization rate lower than 85%.</p>

<p>Project 19-P6 Ongoing Originally Identified 2019 Area 4</p>	Program	Regular
	Communities Impacted	Multiple Communities
	Schools Involved	Louise Dean Centre @ Kensington School
	Category	Fiscal Responsibility/Facility Optimization
	Issue	Louise Dean Centre is currently located in Kensington School. The facility requires significant infrastructure investments and has one of the highest operating costs per student in the system. Relocation of program is being considered.
	Summary	Relocation of the Louise Dean program continues to be subject of review. The review will be informed by the decisions taken as part of the completed project S1 (balancing high school enrolment) and the change to the O&M funding guidelines that impacts the CBE’s ability to operate schools with a utilization rate below 85%.

<p>Project 18-P7 Ongoing Originally Identified 2018 Area 7</p>	Program	Alternative
	Communities Impacted	Multiple Communities
	Category	Fiscal Responsibility/Facility Optimization
	Schools Involved	All Boys at Sir James Lougheed School
	Issue	All Boys at Sir James Lougheed is a single-track K-6 alternative program school. Enrolment in the program peaked at just over 175 students in 2016. September 2021 enrolment was 75 students and September 2022 enrolment is projected to be 80 students.
	Summary	This program is being assessed and there may be an opportunity to continue to support the learning needs of students in a fashion that optimizes the use of CBE facilities to better align with the revised funding framework.

Short Term Student Accommodation Challenges – 2022-2024

Area 1

<p>Project 20-P8 Ongoing Originally Identified 2020 Area 1</p>	Program	Regular
	Communities Impacted	Scenic Acres
	Category	Low enrolment and excess capacity
	Schools Involved	Scenic Acres and others to be determined
	Issue	The utilization rate at Scenic Acres School is below 70% and there is excess capacity. There is an opportunity to use space in the school for system programs, to help alleviate other accommodation pressures or to consider consolidation with schools in proximity.
	Summary	Low enrolment impacts the richness and variety of program offerings. Additionally, changes to the O&M funding guidelines affect CBE's ability to operate schools with a utilization rate lower than 85%.

Area 2

<p>Project 20-P12 Ongoing Originally Identified 2020 Area 2</p>	Program	Regular
	Communities Impacted	North Haven
	Category	Low Enrolment and Excess Capacity
	Schools Involved	North Haven
	Issue	The utilization rate at North Haven School is below 70% and there is excess capacity. There is an opportunity to use space in the school for system programs, to help alleviate other accommodation pressures or to consider consolidation with schools in proximity.
	Summary	Low enrolment impacts the richness and variety of program offerings. Additionally, changes to the O&M funding guidelines affect CBE's ability to operate schools with a utilization rate lower than 85%.

<p>Project 22-P1</p> <p>New</p> <p>Originally Identified 2022</p> <p>Area 2</p>	Program	TLC
	Communities Impacted	Multiple
	Category	Over Capacity and/or Nearing Capacity
	Schools Involved	Colonel Sanders, Thorncliffe
	Issue	The utilization rate at Colonel Sanders School is 99%, and Thorncliffe School is 111%. The TLC program is split as Kindergarten at Thorncliffe and GR 1-4 at Colonel Sanders.
	Summary	<p>Previously under project 74 with other capped alternative programs</p> <p>There may be opportunity to re-organize delivery of the TLC program to bring TLC students from all grades into one building.</p>

<p>Project 22-P2</p> <p>New</p> <p>Originally Identified 2022</p> <p>Area 2</p>	Program	Regular
	Communities Impacted	Cambrian Heights, Carrington, Livingston
	Category	Over Capacity and/or Nearing Capacity
	Schools Involved	Cambrian Heights
	Issue	Cambrian Heights School accommodates students from the new and developing communities of Carrington and Livingston and enrolment is projected to increase as the communities continue to build-out. The utilization rate at Cambrian Heights is projected to be 115% for the 2022 school year.
	Summary	<p>There is space in the school that was previously occupied by a partnership with an external organization. CBE is looking to renovate this space back into classrooms and add to the school's capacity to help address enrolment pressures.</p> <p>Furthermore, there is an opportunity to make better use of other school buildings and re-designate one of the new and developing communities as they continue to grow.</p>

<p>Project 22-P3</p> <p>New</p> <p>Originally Identified 2022</p> <p>Area 2</p>	Program	Regular and Alternative (Mandarin Bilingual)
	Communities Impacted	Multiple
	Category	Over Capacity and/or Nearing Capacity
	Schools Involved	Colonel Irvine
	Issue	Colonel Irvine School accommodates students from the new and developing communities of Carrington and Livingston and enrolment is projected to increase as the communities continue to build-out. The utilization rate at Colonel Irvine School is over 95%. The school is dual track Regular and Mandarin program, which requires further accommodation and programming considerations.
	Summary	Colonel Irvine School has a Provincial capacity of 757 student spaces and a current utilization rate of 96%. Projected utilization for the 2022 school year is 97%. There is an opportunity to make better use of other school buildings and redesignate one of the new and developing communities as they continue to grow.

Area 3

<p>Project 20-P14</p> <p>Ongoing</p> <p>Originally Identified 2020</p> <p>Area 3</p>	Program	Regular
	Communities Impacted	Marlborough Park
	Category	Balance Enrolment
	Schools Involved	Cappy Smart, Dr. Gladys M. Egbert, Abbeydale, Roland Michener and others to be determined
	Issue	The utilization rates at Cappy Smart School, Abbeydale School and Roland Michener School are below 70%. There is excess capacity. The utilization rate at Dr. Gladys M. Egbert is over 95%. There is an opportunity to consider a grade configuration change between schools.
	Summary	The current utilization rate at Cappy Smart is 56%, Roland Michener is 68%, Abbeydale is 60% and at Dr. Gladys M. Egbert is 104%. There is an opportunity to examine the option boundary between Cappy Smart and Roland Michener Schools. Balancing the enrolment between schools to achieve a utilization rate between 85%-100% at the schools will allow CBE to enhance programming opportunities while also maximizing O&M funding for the schools.

<p>Project 22-P4 New Originally Identified 2022 Area 3</p>	Program	Regular
	Communities Impacted	Penbrook Meadows, Applewood Park
	Category	Low Enrolment and Excess Capacity
	Schools Involved	James Short Memorial, G.W. Skene and others to be determined
	Issue	The utilization rate at James Short Memorial School and G.W. Skene is below 70%. There is an opportunity to consider a grade configuration change between schools.
	Summary	The current utilization rate at James Short Memorial is 40% and at G.W. Skene is 69%. There is an opportunity to use space in the school for system programs, to help alleviate other accommodation pressures or to consider consolidation with schools in proximity.

Area 4

<p>Project 22-P5 New Originally Identified 2022 Area 4</p>	Program	Regular
	Communities Impacted	Falconridge
	Category	Over Capacity and/or Nearing Capacity
	Schools Involved	Grant MacEwan and others to be determined
	Issue	Grant MacEwan School is a bus receiver for Cornerstone and is anticipated to be above 95% utilization next school year.
	Summary	Grant MacEwan School accommodates students from the new and developing community of Cornerstone and enrolment is projected to increase as the community continues to build-out.

<p>Project 18-P76</p> <p>Ongoing</p> <p>Originally Identified 2018</p> <p>Area 4</p>	Program	Regular
	Communities Impacted	Skyview Ranch and Others TBD
	Category	Affected by a new school that is under construction
	Schools Involved	Annie Foote, Monterey Park, Dr. Gordon Higgins
	Issue	The new K-9 school in Skyview Ranch, Prairie Sky School, will have an impact on enrolment at Annie Foote, Monterey Park and Dr. Gordon Higgins.
	Summary	<p>Monitor enrolment at Annie Foote and Monterey Park until Prairie Sky School opens in Skyview Ranch.</p> <p>Schools may be needed for contingency planning if Prairie Sky does not open on time.</p>

<p>Project 22-P6</p> <p>New</p> <p>Originally Identified 2022</p> <p>Area 4</p>	Program	Regular
	Communities Impacted	Saddle Ridge, Martindale, Taradale
	Category	Over Capacity and/or Nearing Capacity
	Schools Involved	Nelson Mandela
	Issue	The utilization rate at Nelson Mandela High School is projected to be 115% for the 2022 school year.
	Summary	<p>Despite the re-designation of the communities of Castleridge, Coral Springs and Falconridge for the 2021-2022 school year, the enrolment at Nelson Mandela High continues to increase.</p> <p>There are limited opportunities to re-designate students from Nelson Mandela High School. Conversations with Planning, the area office and the school are ongoing.</p>

<p>Project 22-P7</p> <p>New</p> <p>Originally Identified 2022</p> <p>Area 4</p>	Program	Regular
	Communities Impacted	Pineridge
	Category	Balance Enrolment
	Schools Involved	Douglas Harkness, Pineridge
	Issue	The current option boundary for the community of Pineridge presents a challenge with the introduction of online registration through School Engage.
	Summary	There is opportunity to balance enrolment at the schools through implementation of individual boundaries for both schools.

<p>Project 22-P8</p> <p>New</p> <p>Originally Identified 2022</p> <p>Area 4</p>	Program	Regular
	Communities Impacted	Temple
	Category	Balance Enrolment
	Schools Involved	Guy Weadick, Annie Foote
	Issue	The current option boundary for the community of Temple presents a challenge with the introduction of online registration through School Engage.
	Summary	There is opportunity to balance enrolment at the schools through implementation of individual boundaries for both schools.

<p>Project 22-P9</p> <p>New</p> <p>Originally Identified 2022</p> <p>Area 4</p>	Program	Regular
	Communities Impacted	Whitehorn
	Category	Balance Enrolment
	Schools Involved	Colonel J Fred Scott, Chief Justice Milvain
	Issue	The current option boundary for the community of Whitehorn presents a challenge with the introduction of online registration through School Engage.
	Summary	There is opportunity to balance enrolment at the schools through implementation of individual boundaries for both schools.

Area 5

No Short Term Projects

Area 6

<p>Project 20-P19 Ongoing Originally Identified 2020 Area 6</p>	Program	Regular
	Communities Impacted	Bonavista, Lake Bonavista
	Category	Affected by a new school that is under construction
	Schools Involved	Nickle, Andrew Sibbald and others to be determined
	Issue	Two new school openings in Auburn Bay will affect enrolment at both Nickle and Andrew Sibbald schools
	Summary	Enrolment at Nickle School and Andrew Sibbald will decline when two new schools open in Auburn Bay in the 2022-2023 school year.

<p>Project 20-P20 Ongoing Originally Identified 2020 Area 6</p>	Program	Regular
	Communities Impacted	Ogden, Riverbend, Mahogany
	Category	Low Enrolment and Excess Capacity
	Schools Involved	Sherwood, Banting and Best
	Issue	The utilization rates at both Sherwood and Banting and Best schools are below 70% and there is excess capacity. There is an opportunity to use space in the school for system programs, to help alleviate other accommodation pressures or to consider consolidation with schools in proximity.
	Summary	Low enrolment impacts the richness and variety of program offerings. Additionally, changes to the O&M funding guidelines affect CBE's ability to operate schools with a utilization rate lower than 85%.

<p>Project 18-P18</p> <p>Ongoing</p> <p>Originally Identified 2018</p> <p>Area 6</p>	Program	Regular
	Communities Impacted	Riverbend
	Category	Affected by a new school that is under construction.
	Schools Involved	Riverbend
	Issue	The opening of a new elementary school in Mahogany will have an impact on Riverbend School.
	Summary	Students from the community of Mahogany will be designated to the new school when it opens in the 2022-2023 school year.

Long Term Student Accommodation Challenges - No Changes Anticipated within Next 18 Months

Area 1

<p>Project 15-P4 Ongoing Originally Identified 2015 Area 1</p>	Program	German Bilingual
	Communities Impacted	Multiple Communities
	Category	Low Enrolment and Excess Capacity
	Schools Involved	Bowcroft
	Issue	Bowcroft School is a dual track K-6 school offering both German Bilingual and the Regular program. Enrolment in the German Bilingual program is low and has not exceeded 150 students for more than 10 years. Overall Bowcroft school utilization (including German) was 64% for the 2021 school year.
	Summary	Low enrolment impacts the richness and variety of program offerings. Additionally, changes to the O&M funding guidelines affect CBE's ability to operate schools with a utilization rate lower than 85%. There is an opportunity to use space in the school for system programs, to help alleviate other accommodation pressures or to consider consolidation with schools in proximity.

<p>Project 18-P23 Ongoing Originally Identified 2018 Area 1</p>	Program	Regular / French Immersion
	Communities Impacted	Tuscany
	Category	Balance Enrolment
	Schools Involved	Eric Harvie, Tuscany, Twelve Mile Coulee
	Issue	Twelve Mile Coulee School is near capacity. Tuscany and Eric Harvie schools have capacity.
	Summary	There is an opportunity to consider a grade configuration change between schools to more evenly balance enrolment.

<p>Project 22-P10</p> <p>New</p> <p>Originally Identified 2022</p> <p>Area 1</p>	Program	Regular, French Immersion
	Communities Impacted	Multiple
	Category	Over Capacity and/or Nearing Capacity
	Schools Involved	F.E. Osborne
	Issue	The utilization rate at F.E. Osborne School was 109% for the 2021 school year.
	Summary	<p>Monitor enrolment. The recent addition of Grade 6 students at the school has resulted in capacity being calculated differently. Despite no physical difference to the building, the capacity formula used for elementary grades has resulted in a decrease in calculated capacity, thereby resulting in an increase in utilization.</p> <p>The Wood's Home satellite program currently using one classroom will be moved for the 2022 school year.</p>

<p>Project 15-P9</p> <p>Ongoing</p> <p>Originally Identified 2015</p> <p>Area 1</p>	Program	Regular
	Communities Impacted	Hawkwood, Sage Hill
	Category	Over Capacity and/or Nearing Capacity
	Schools Involved	Hawkwood
	Issue	Hawkwood School accommodates students from the new and developing community of Sage Hill and enrolment is projected to increase as the community continues to build-out.
	Summary	Monitor enrolment. School accommodates students from the new and developing community of Sage Hill and enrolment is projected to increase as the community continues to build-out.

<p>Project 22-P11</p> <p>New</p> <p>Originally Identified 2022</p> <p>Area 1</p>	Program	Regular
	Communities Impacted	Ranchlands, Sherwood
	Category	Low Enrolment/Excess Capacity
	Schools Involved	Ranchlands
	Issue	The utilization rate at Ranchlands School is below 70%.
	Summary	<p>Monitor enrolment.</p> <p>The school is currently a bus receiver for the new community of Sherwood.</p> <p>Low enrolment impacts the richness and variety of program offerings. Additionally, changes to the O&M funding guidelines affect CBE's ability to operate schools with a utilization rate lower than 85%.</p>

<p>Project 20-P26</p> <p>Ongoing</p> <p>Originally Identified 2020</p> <p>Area 1</p>	Program	Regular
	Communities Impacted	Montgomery
	Category	Low Enrolment/Excess Capacity
	Schools Involved	Terrace Road
	Issue	The utilization rate at Terrace Road School is below 70%.
	Summary	<p>Monitor enrolment. Low enrolment impacts the richness and variety of program offerings. Additionally, changes to the O&M funding guidelines affect CBE's ability to operate schools with a utilization rate lower than 85%.</p> <p>There is an opportunity to use space in the school for system programs, to help alleviate other accommodation pressures or to consider consolidation with schools in proximity.</p>

<p>Project 20-P24</p> <p>Ongoing</p> <p>Originally Identified 2020</p> <p>Area 1</p>	Program	Regular Program
	Communities Impacted	Edgemont and The Hamptons
	Category	Over Capacity and/or Nearing Capacity
	Schools Involved	Tom Baines
	Issue	Tom Baines school is above 95% utilization.
	Summary	Monitor enrolment. The school and community are anticipated to trend down slowly over the next few years.

<p>Project 22-P12</p> <p>New</p> <p>Originally Identified 2022</p> <p>Area 1</p>	Program	Regular
	Communities Impacted	Brentwood, Evanston, Charleswood (West)
	Category	Over Capacity and/or Nearing Capacity
	Schools Involved	Simon Fraser
	Issue	Simon Fraser is a bus receiver for the large community of Evanston and is anticipated to be above 95% utilization in the next few years.
	Summary	Monitor enrolment. School accommodates students from the community of Evanston and enrolment is projected to increase. A new middle school has been approved for the community of Evanston. Opening date to be determined.

Area 2

<p>Project 20-P27 Ongoing Originally Identified 2020 Area 2</p>	Program	Regular
	Communities Impacted	Huntington Hills and Thorncliffe
	Category	Low Enrolment and Excess Capacity
	Schools Involved	Alex Munro, Catherine N. Gunn, Huntington Hills
	Issue	Alex Munro, Catherin N. Gunn, Huntington Hills are all elementary schools located in the community of Huntington Hills. The utilization rate at all three schools is below 70%.
	Summary	<p>Low enrolment impacts the richness and variety of program offerings. Additionally, changes to the O&M funding guidelines affect CBE's ability to operate schools with a utilization rate lower than 85%.</p> <p>There is an opportunity to use space in the school for system programs, to help alleviate other accommodation pressures or to consider consolidation with schools in proximity.</p>

<p>Project 21-P32 Ongoing Originally Identified 2021 Area 2</p>	Program	French Immersion
	Communities Impacted	Multiple
	Category	Low Enrolment and Excess Capacity
	Schools Involved	Banff Trail
	Issue	The utilization rate at Banff Trail School is below 70%.
	Summary	<p>Monitor enrolment. Changes to grade configurations and designated communities were implemented at multiple French Immersion schools in NW Calgary beginning in September 2019. The changes were made to balance enrolment and provide space for program growth.</p> <p>Low enrolment impacts the richness and variety of program offerings. Additionally, changes to the O&M funding guidelines affect CBE's ability to operate schools with a utilization rate lower than 85%.</p>

<p>Project 19-P28</p> <p>Ongoing</p> <p>Originally Identified 2019</p> <p>Area 2</p>	Program	Regular
	Communities Impacted	Panorama Hills
	Category	Balance Enrolment
	Schools Involved	Buffalo Rubbing Stone, Panorama Hills, Captain Nichola Goddard
	Issue	Utilization at two of the three schools in Panorama is over 95%. Enrolment at all three schools is projected to remain stable or decrease over the next few years.
	Summary	Monitor enrolment. A grade configuration change that came into effect for September 2019 resulted in more balanced utilization between the three schools. Prior to this change, utilization at the two elementary schools was under 90% and the utilization at the middle school was over 115%.

<p>Project 22-P13</p> <p>New</p> <p>Originally Identified 2022</p> <p>Area 2</p>	Program	Regular
	Communities Impacted	Multiple
	Category	Over Capacity and/or Nearing Capacity
	Schools Involved	Sir John A Macdonald
	Issue	Sir John A Macdonald school is above 95% utilization.
	Summary	Monitor enrolment. School does not accommodate any new or developing communities. Sir John A. Macdonald School has a number of out of attendance area students. There were 32 out of attendance area students in September 2021. The school is closed status for new out of attendance area students.

Area 3

<p>Project 21-P42 Ongoing Originally Identified 2021 Area 3</p>	Program	Regular
	Communities Impacted	Mayland Heights
	Category	Low Enrolment and Excess Capacity
	Schools Involved	Belfast
	Issue	The utilization rate at Belfast School is below 70%.
	Summary	<p>Monitor enrolment. The 2021-2022 school year continued to have lower than historic enrolment levels at many schools. This was likely the continued impact of Covid-19 and the increase of CBe-Learn transfers.</p> <p>Low enrolment impacts the richness and variety of program offerings. Additionally, changes to the O&M funding guidelines affect CBE's ability to operate schools with a utilization rate lower than 85%.</p> <p>Enrolment is projected to return to traditional levels in September 2022 and utilization is projected to increase above 70% once again. If enrolment levels do not return to previous historic levels, there is an opportunity to use space in the school for system programs, to help alleviate other accommodation pressures, or to consider consolidation with schools in proximity in the future.</p>

<p>Project 22-P14 New Originally Identified 2021 Area 3</p>	Program	Regular
	Communities Impacted	Erin Woods
	Category	Low Enrolment and Excess Capacity
	Schools Involved	Erin Woods
	Issue	The utilization rate at Erin Woods School is below 70%.
	Summary	<p>Monitor enrolment. The 2021-2022 school year continued to have lower than historic enrolment levels at many schools. This was likely the continued impact of Covid-19 and the increase of CBe-Learn transfers.</p> <p>Low enrolment impacts the richness and variety of program offerings. Additionally, changes to the O&M funding guidelines affect CBE's ability to operate schools with a utilization rate lower than 85%.</p> <p>Enrolment is projected to return to traditional levels in September 2022 and utilization is projected to increase above 70% once again. If enrolment levels do not return to previous historic levels, there is an opportunity to use space in the school for system programs, to help alleviate other accommodation pressures, or to consider consolidation with schools in proximity in the future.</p>

<p>Project 22-P15</p> <p>New</p> <p>Originally Identified 2022</p> <p>Area 3</p>	Program	Regular, French Immersion
	Communities Impacted	Hidden Valley
	Category	Low Enrolment and Excess Capacity
	Schools Involved	Hidden Valley
	Issue	The utilization rate at Hidden Valley School is below 70%.
	Summary	<p>Monitor enrolment. The 2021-2022 school year continued to have lower than historic enrolment levels at many schools. This was likely the continued impact of Covid-19 and the increase of CBe-Learn transfers.</p> <p>Low enrolment impacts the richness and variety of program offerings. Additionally, changes to the O&M funding guidelines affect CBE's ability to operate schools with a utilization rate lower than 85%.</p> <p>There is an opportunity to use space in the school for system programs, or to help alleviate other accommodation pressures in the future.</p>

<p>Project 21-P39</p> <p>Ongoing</p> <p>Originally Identified 2021</p> <p>Area 3</p>	Program	Regular
	Communities Impacted	Coventry Hills
	Category	Low Enrolment and Excess Capacity
	Schools Involved	Northern Lights
	Issue	The utilization rate at Northern Lights School is below 70%.
	Summary	<p>Monitor enrolment. Northern Lights School has a Provincial capacity of 561 student spaces and a current utilization rate of 59%. Enrolment at the school increased after the Grade 5 expansion in September 2021. The utilization rate is projected to slightly increase to 66% for the 2022-2023 school year.</p> <p>Low enrolment impacts the richness and variety of program offerings. Additionally, changes to the O&M funding guidelines affect CBE's ability to operate schools with a utilization rate lower than 85%.</p> <p>There is an opportunity to use space in the school for system programs, or to help alleviate other accommodation pressures in the future.</p>

<p>Project 20-P37</p> <p>Ongoing</p> <p>Originally Identified 2020</p> <p>Area 3</p>	Program	Regular
	Communities Impacted	Penbrooke Meadows, Red Carpet, Forest Lawn
	Category	Low Enrolment and Excess Capacity
	Schools Involved	Penbrooke Meadows
	Issue	The utilization rate at Penbrooke Meadows School is below 70%.
	Summary	<p>Monitor enrolment. Low enrolment impacts the richness and variety of program offerings. Additionally, changes to the O&M funding guidelines affect CBE’s ability to operate schools with a utilization rate lower than 85%.</p> <p>There is an opportunity to use space in the school for system programs, to help alleviate other accommodation pressures, or to consider consolidation with schools in proximity.</p>

<p>Project 18-P35</p> <p>Ongoing</p> <p>Originally Identified 2018</p> <p>Area 3</p>	Program	Alternative Program
	Communities Impacted	Multiple Communities
	Category	Low Enrolment and Excess Capacity
	Schools Involved	Piitoayis (at Colonel Walker) and others to be determined
	Issue	Enrolment at Piitoayis has decreased in recent years and there is excess of capacity at Colonel Walker School.
	Summary	<p>Monitor enrolment. The Colonel Walker facility accommodates both the Piitoayis alternative program school and Colonel Walker School (regular program).</p> <p>The 2021-2022 school year continued to have lower than historic enrolment levels at many schools. This was likely the continued impact of Covid-19 and the increase of CBe-Learn transfers.</p> <p>If enrolment levels do not return to previous historic levels, there is an opportunity to use space in the school for system programs, to help alleviate other accommodation pressures or to consider consolidation with schools in proximity in the future.</p> <p>There is an opportunity to consider relocation of program to a facility closer to where the majority of students live and thereby reduce transportation costs.</p>

<p>Project 22-P16</p> <p>New</p> <p>Originally Identified 2022</p> <p>Area 3</p>	Program	Regular
	Communities Impacted	Albert Park, Radisson Park
	Category	Low Enrolment and Excess Capacity
	Schools Involved	Radisson Park
	Issue	The utilization rate at Radisson Park School is below 70%.
	Summary	<p>Monitor enrolment. The 2021-2022 school year continued to have lower than historic enrolment levels at many schools. This was likely the continued impact of Covid-19 and the increase of CBe-Learn transfers.</p> <p>Low enrolment impacts the richness and variety of program offerings. Additionally, changes to the O&M funding guidelines affect CBE's ability to operate schools with a utilization rate lower than 85%.</p> <p>Enrolment is projected to return to traditional levels in September 2022 and utilization is projected to increase above 70% once again. If enrolment levels do not return to previous historic levels, there is an opportunity to use space in the school for system programs, to help alleviate other accommodation pressures or to consider consolidation with schools in proximity in the future.</p>

<p>Project 22-P17</p> <p>New</p> <p>Originally Identified 2022</p> <p>Area 3</p>	Program	Regular
	Communities Impacted	Sunnyside
	Category	Low Enrolment and Excess Capacity
	Schools Involved	Sunnyside
	Issue	The utilization rate at Sunnyside School is below 70%.
	Summary	<p>Monitor enrolment. The 2021-2022 school year continued to have lower than historic enrolment levels at many schools. This was likely the continued impact of Covid-19 and the increase of CBe-Learn transfers.</p> <p>Low enrolment impacts the richness and variety of program offerings. Additionally, changes to the O&M funding guidelines affect CBE's ability to operate schools with a utilization rate lower than 85%.</p> <p>If enrolment levels do not return to previous historic levels, there is an opportunity to use space in the school for system programs, to help alleviate other accommodation pressures or to consider consolidation with schools in proximity in the future.</p>

<p>Project 22-P18</p> <p>New</p> <p>Originally Identified 2022</p> <p>Area 3</p>	Program	Regular / Science
	Communities Impacted	Dover, Forest Lawn, Southview / Multiple Communities
	Category	Low Enrolment and Excess Capacity
	Schools Involved	Valley View
	Issue	The utilization rate at Valley View School is below 70%.
	Summary	<p>Monitor enrolment. The 2021-2022 school year continued to have lower than historic enrolment levels at many schools. This was likely the continued impact of Covid-19 and the increase of CBe-Learn transfers.</p> <p>Low enrolment impacts the richness and variety of program offerings. Additionally, changes to the O&M funding guidelines affect CBE's ability to operate schools with a utilization rate lower than 85%.</p> <p>Enrolment is projected to return to traditional levels in September 2022 and utilization is projected to increase above 70% once again. If enrolment levels do not return to previous historic levels, there is an opportunity to use space in the school for system programs, to help alleviate other accommodation pressures, or to consider consolidation with schools in proximity in the future.</p>

<p>Project 20-P40</p> <p>Ongoing</p> <p>Originally Identified 2020</p> <p>Area 3</p>	Program	Regular
	Communities Impacted	Dover, Southview
	Category	Low Enrolment and Excess Capacity
	Schools Involved	West Dover
	Issue	The utilization rate at West Dover School is below 70%.
	Summary	<p>Monitor enrolment. The 2021-2022 school year continued to have lower than historic enrolment levels at many schools. This was likely the continued impact of Covid-19 and the increase of CBe-Learn transfers.</p> <p>Low enrolment impacts the richness and variety of program offerings. Additionally, changes to the O&M funding guidelines affect CBE's ability to operate schools with a utilization rate lower than 85%.</p> <p>If enrolment levels do not return to previous historic levels, there is an opportunity to use space in the school for system programs, to help alleviate other accommodation pressures, or to consider consolidation with schools in proximity in the future.</p>

Area 4

<p>Project 18-P15 Ongoing Originally Identified 2018 Area 4</p>	Program	Regular
	Communities Impacted	Martindale
	Category	Over Capacity and/or Nearing Capacity
	Schools Involved	Crossing Park, Manmeet Singh Bhullar
	Issue	Both schools are either over capacity or at capacity.
	Summary	Monitor enrolment. Balance in enrolment between K-9 in the two schools in Martindale as required to allow as many students as possible students to attend school in the community of Martindale.

<p>Project 22-P19 New Originally Identified 2022 Area 4</p>	Program	Regular / French Immersion
	Communities Impacted	Multiple
	Category	Over Capacity and/or Nearing Capacity
	Schools Involved	Bob Edwards
	Issue	Bob Edwards School is a bus receiver for Cityscape and is anticipated to be above 95% utilization in the next few years.
	Summary	Monitor enrolment. Bob Edwards School accommodates students from the new and developing community of Cityscape and enrolment is projected to increase as the community continues to build-out. The school is dual track Regular and French Immersion program.

<p>Project 22-P20</p> <p>New</p> <p>Originally Identified 2022</p> <p>Area 4</p>	Program	Regular
	Communities Impacted	Saddle Ridge
	Category	Over Capacity and/or Nearing Capacity
	Schools Involved	Saddle Ridge
	Issue	Saddle Ridge School is a bus receiver for the Savanna development in the Saddle Ridge community and is anticipated to be above 95% utilization in the next few years.
	Summary	Monitor enrolment. Saddle Ridge School accommodates students from the Savanna development in the Saddle Ridge community and enrolment is projected to increase as Savanna continues to build-out.

Area 5

<p>Project 21-P51</p> <p>Ongoing</p> <p>Originally Identified 2021</p> <p>Area 5</p>	Program	Regular
	Communities Impacted	Acadia, Fairview, Willow Park, Maple Ridge
	Category	Low Enrolment and Excess Capacity
	Schools Involved	Acadia
	Issue	The utilization rate at Acadia School is below 70%.
	Summary	<p>Monitor enrolment.</p> <p>The 2021-2022 school year continued to have lower than historic enrolment levels at many schools. This was likely the continued impact of Covid-19 and the increase of CBe-Learn transfers. Enrolment is projected to return to traditional levels in September 2022 and utilization is projected to increase above 70% once again.</p> <p>If enrolment levels do not return to previous historic levels, there is an opportunity to use space in the school for system programs, to help alleviate other accommodation pressures or to consider consolidation with schools in proximity in the future.</p>

<p>Project 20-P47 Ongoing Originally Identified 2020 Area 5</p>	Program	Regular
	Communities Impacted	Queensland, Queensland Downs, Diamond Cove
	Category	Low Enrolment and Excess Capacity
	Schools Involved	Haultain Memorial
	Issue	The utilization rate at Haultain Memorial School is below 70%.
	Summary	<p>Monitor enrolment</p> <p>The 2021-2022 school year continued to have lower than historic enrolment levels at many schools. This was likely the continued impact of Covid-19 and the increase of CBe-Learn transfers.</p> <p>There is an opportunity to use space in the school for system programs, to help alleviate other accommodation pressures or to consider consolidation with schools in proximity.</p>

<p>Project 22-P21 New Originally Identified 2022 Area 5</p>	Program	Regular / Mandarin
	Communities Impacted	Midnapore / Multiple
	Category	Low Enrolment and Excess Capacity
	Schools Involved	Midnapore
	Issue	The utilization rate at Midnapore School is below 70%.
	Summary	<p>Monitor enrolment.</p> <p>The 2021-2022 school year continued to have lower than historic enrolment levels at many schools. This was likely the continued impact of Covid-19 and the increase of CBe-Learn transfers.</p> <p>Low enrolment impacts the richness and variety of program offerings. Additionally, changes to the O&M funding guidelines affect CBE’s ability to operate schools with a utilization rate lower than 85%.</p>

<p>Project 20-P46</p> <p>Ongoing</p> <p>Originally Identified 2020</p> <p>Area 5</p>	Program	Regular
	Communities Impacted	Somerset
	Category	Low Enrolment and Excess Capacity
	Schools Involved	Somerset
	Issue	The utilization rate at Somerset School is below 70%.
	Summary	<p>Monitor enrolment. The 2021-2022 school year continued to have lower than historic enrolment levels at many schools. This was likely the continued impact of Covid-19 and the increase of CBe-Learn transfers.</p> <p>Low enrolment impacts the richness and variety of program offerings. Additionally, changes to the O&M funding guidelines affect CBE's ability to operate schools with a utilization rate lower than 85%.</p> <p>There is an opportunity to use space in the school for system programs, to help alleviate other accommodation pressures or to consider consolidation with schools in proximity.</p>

<p>Project 22-P22</p> <p>New</p> <p>Originally Identified 2022</p> <p>Area 5</p>	Program	Regular
	Communities Impacted	Millrise, Shawnessy, Somerset, Bridlewood
	Category	Low Enrolment and Excess Capacity
	Schools Involved	Samuel W. Shaw
	Issue	The utilization at Samuel W. Shaw is anticipated to be below 70% in the next few years.
	Summary	<p>Monitor enrolment</p> <p>The 2021-2022 school year continued to have lower than historic enrolment levels at many schools. This was likely the continued impact of Covid-19 and the increase of CBe-Learn transfers.</p> <p>Low enrolment impacts the richness and variety of program offerings. Additionally, changes to the O&M funding guidelines affect CBE's ability to operate schools with a utilization rate lower than 85%.</p> <p>There is an opportunity to use space in the school for system programs, to help alleviate other accommodation pressures or to consider consolidation with schools in proximity.</p>

Area 6

<p>Project 22-P23</p> <p>New</p> <p>Originally Identified 2022</p> <p>Area 6</p>	Program	Regular / Spanish Bilingual
	Communities Impacted	Multiple
	Category	Low Enrolment and Excess Capacity
	Schools Involved	A.E. Cross
	Issue	The utilization rate at A.E. Cross School is below 70%.
	Summary	<p>Monitor enrolment. The 2021-2022 school year continued to have lower than historic enrolment levels at many schools. This was likely the continued impact of Covid-19 and the increase of CBe-Learn transfers.</p> <p>Low enrolment impacts the richness and variety of program offerings. Additionally, changes to the O&M funding guidelines affect CBE’s ability to operate schools with a utilization rate lower than 85%.</p> <p>If enrolment levels do not return to previous historic levels, there is an opportunity to use space in the school for system programs, to help alleviate other accommodation pressures or to consider consolidation with schools in proximity in the future.</p>

<p>Project 20-P55</p> <p>Ongoing</p> <p>Originally Identified 2020</p> <p>Area 6</p>	Program	Regular Program
	Communities Impacted	Braeside
	Category	Balance Enrolment
	Schools Involved	Braeside
	Issue	The utilization rate at Braeside School is below 70%.
	Summary	<p>Monitor Enrolment.</p> <p>Low enrolment impacts the richness and variety of program offerings. Additionally, changes to the O&M funding guidelines affect CBE’s ability to operate schools with a utilization rate lower than 85%.</p> <p>There is an opportunity to use space in the school for system programs, to help alleviate other accommodation pressures or to consider consolidation with schools in proximity.</p>

<p>Project 20-P21</p> <p>Ongoing</p> <p>Originally Identified 2020</p> <p>Area 6</p>	Program	Regular and French Immersion
	Communities Impacted	Multiple Communities
	Category	Low Enrolment and Excess Capacity
	Schools Involved	Chinook Park
	Issue	The utilization rate at Chinook Park School is below 70%.
	Summary	<p>Monitor Enrolment.</p> <p>Low enrolment impacts the richness and variety of program offerings. Additionally, changes to the O&M funding guidelines affect CBE's ability to operate schools with a utilization rate lower than 85%.</p> <p>There is an opportunity to use space in the school for system programs, to help alleviate other accommodation pressures or to consider consolidation with schools in proximity.</p>

<p>Project 21-P61</p> <p>Ongoing</p> <p>Originally Identified 2021</p> <p>Area 6</p>	Program	Regular
	Communities Impacted	Southwood
	Category	Low Enrolment and Excess Capacity
	Schools Involved	Ethel M. Johnson
	Issue	The utilization rate at Ethel M. Johnson School is below 70%.
	Summary	<p>Monitor enrolment.</p> <p>Low enrolment impacts the richness and variety of program offerings. Additionally, changes to the O&M funding guidelines affect CBE's ability to operate schools with a utilization rate lower than 85%.</p> <p>There is an opportunity to use space in the school for system programs, to help alleviate other accommodation pressures or to consider consolidation with schools in proximity.</p>

<p>Project 21-P64 Ongoing Originally Identified 2021 Area 6</p>	Program	Spanish Bilingual
	Communities Impacted	Multiple
	Category	Low Enrolment and Excess Capacity
	Schools Involved	Eugene Coste
	Issue	The utilization rate at Eugene Coste School is below 70%.
	Summary	Monitor enrolment. Low enrolment impacts the richness and variety of program offerings. Additionally, changes to the O&M funding guidelines affect CBE's ability to operate schools with a utilization rate lower than 85%.

<p>Project 20-P60 Ongoing Originally Identified 2020 Area 6</p>	Program	Regular
	Communities Impacted	Glenbrook, Glamorgan, Rutland Park, CFB Currie
	Category	Low Enrolment and Excess Capacity
	Schools Involved	Glenbrook
	Issue	The utilization rate at Glenbrook School is below 70%
	Summary	Monitor enrolment. Low enrolment impacts the richness and variety of program offerings. Additionally, changes to the O&M funding guidelines affect CBE's ability to operate schools with a utilization rate lower than 85%. There is an opportunity to use space in the school for system programs, to help alleviate other accommodation pressures or to consider consolidation with schools in proximity.

<p>Project 21-P63</p> <p>Ongoing</p> <p>Originally Identified 2021</p> <p>Area 6</p>	Program	Spanish Bilingual
	Communities Impacted	Multiple
	Category	Low Enrolment and Excess Capacity
	Schools Involved	Glenmeadows
	Issue	The utilization rate at Glenmeadows School is below 70%.
	Summary	<p>Monitor enrolment.</p> <p>Low enrolment impacts the richness and variety of program offerings. Additionally, changes to the O&M funding guidelines affect CBE's ability to operate schools with a utilization rate lower than 85%.</p>

<p>Project 21-P22</p> <p>Ongoing</p> <p>Originally Identified 2021</p> <p>Area 6</p>	Program	Regular
	Communities Impacted	Haysboro
	Category	Balance Enrolment
	Schools Involved	Haysboro
	Issue	Utilization is above 70% at Haysboro however there is excess capacity at nearby schools.
	Summary	<p>Monitor enrolment.</p> <p>There is an opportunity to consider Haysboro school in future accommodation planning for that area of the city.</p>

<p>Project 21-P62</p> <p>Ongoing</p> <p>Originally Identified 2021</p> <p>Area 6</p>	Program	Regular
	Communities Impacted	Bayview, Palliser, Pumphill, Oakridge
	Category	Low Enrolment and Excess Capacity
	Schools Involved	Nellie McClung
	Issue	The utilization rate at Nellie McClung School is below 70%.
	Summary	<p>Monitor enrolment.</p> <p>Low enrolment impacts the richness and variety of program offerings. Additionally, changes to the O&M funding guidelines affect CBE’s ability to operate schools with a utilization rate lower than 85%.</p> <p>There is an opportunity to use space in the school for system programs, to help alleviate other accommodation pressures or to consider consolidation with schools in proximity.</p>

<p>Project 20-P59</p> <p>Ongoing</p> <p>Originally Identified 2020</p> <p>Area 6</p>	Program	Regular and French Immersion
	Communities Impacted	Multiple Communities
	Category	Low Enrolment and Excess Capacity
	Schools Involved	Woodman
	Issue	The utilization rate at Woodman School is below 70%.
	Summary	<p>Monitor enrolment.</p> <p>Low enrolment impacts the richness and variety of program offerings. Additionally, changes to the O&M funding guidelines affect CBE’s ability to operate schools with a utilization rate lower than 85%.</p> <p>There is an opportunity to use space in the school for system programs, to help alleviate other accommodation pressures or to consider consolidation with schools in proximity.</p>

<p>Project 22-P24</p> <p>New</p> <p>Originally Identified 2022</p> <p>Area 6</p>	Program	Regular
	Communities Impacted	Multiple
	Category	Low Enrolment and Excess Capacity
	Schools Involved	Sam Livingston
	Issue	The utilization rate at Sam Livingstone School is below 70%.
	Summary	<p>Monitor enrolment.</p> <p>The 2021-2022 school year continued to have lower than historic enrolment levels at many schools. This was likely the continued impact of Covid-19 and the increase of CBe-Learn transfers. Enrolment is projected to return to traditional levels in September 2022 and utilization is projected to increase above 70% once again.</p> <p>If enrolment levels do not return to previous historic levels, there is an opportunity to use space in the school for system programs, to help alleviate other accommodation pressures or to consider consolidation with schools in proximity in the future.</p> <p>Sam Livingston school was included in the 2022-23 Modular Classroom Program with a request to demolish the stand alone modular unit at the school. If approved this would increase utilization at Sam Livingston school in to the future.</p>

<p>Project 22-P25</p> <p>New</p> <p>Originally Identified 2022</p> <p>Area 6</p>	Program	Regular
	Communities Impacted	Woodlands
	Category	Low Enrolment and Excess Capacity
	Schools Involved	Woodlands
	Issue	The utilization rate at Woodlands School is below 70%.
	Summary	<p>Monitor enrolment. The 2021-2022 school year continued to have lower than historic enrolment levels at many schools. This was likely the continued impact of Covid-19 and the increase of CBe-Learn transfers. Enrolment is projected to return to traditional levels in September 2022 and utilization is projected to increase above 70% once again.</p> <p>If enrolment levels do not return to previous historic levels, there is an opportunity to use space in the school for system programs, to help alleviate other accommodation pressures or to consider consolidation with schools in proximity in the future.</p>

<p>Project 22-P26</p> <p>New</p> <p>Originally Identified 2022-2023</p> <p>Area 6</p>	Program	Regular Program
	Communities Impacted	Multiple Communities
	Category	Over Capacity and/or Nearing Capacity
	Schools Involved	Woodbine
	Issue	Woodbine School is anticipated to be above 95% utilization in the next few years.
	Summary	<p>Monitor enrolment.</p> <p>School does not accommodate any new or developing communities.</p> <p>Woodbine School has a number of out of attendance area students. There were 19 out of attendance area students in September 2021. The school is limited status for new out of attendance area students.</p>

Area 7

<p>Project 18-P35b</p> <p>Ongoing</p> <p>Originally Identified 2020-2021</p> <p>Area 7</p>	Program	Regular
	Communities Impacted	Multiple Communities
	Category	Low Enrolment and Excess Capacity
	Schools Involved	Colonel Walker
	Issue	The utilization rate at Colonel Walker School is below 70%.
	Summary	<p>Monitor enrolment. The Colonel Walker facility accommodates both the Piitoayis alternative program school and Colonel Walker School (regular program). Previously combined with Piitoayis Project 18-P35</p> <p>The 2021-2022 school year continued to have lower than historic enrolment levels at many schools. This was likely the continued impact of Covid-19 and the increase of CBe-Learn transfers.</p> <p>If enrolment levels do not return to previous historic levels, there is an opportunity to use space in the school for system programs, to help alleviate other accommodation pressures or to consider consolidation with schools in proximity in the future.</p>

<p>Project 20-P69 Ongoing Originally Identified 2020 Area 7</p>	Program	Regular
	Communities Impacted	Elbow Park, Upper Mount Royal, Lower Mount Royal
	Category	Low Enrolment and Excess Capacity
	Schools Involved	Earl Grey
	Issue	The utilization rate at Earl Grey School is below 70%.
	Summary	<p>Monitor enrolment. Low enrolment impacts the richness and variety of program offerings. Additionally, changes to the O&M funding guidelines affect CBE’s ability to operate schools with a utilization rate lower than 85%.</p> <p>There is an opportunity to use space in the school for system programs, to help alleviate other accommodation pressures or to consider consolidation with schools in proximity.</p>

<p>Project 20-P70 Ongoing Originally Identified 2020 Area 7</p>	Program	Regular
	Communities Impacted	Ramsay, Victoria Park
	Category	Low Enrolment and Excess Capacity
	Schools Involved	Ramsay
	Issue	The utilization rate at Ramsay School is below 70%.
	Summary	<p>Monitor enrolment.</p> <p>Low enrolment impacts the richness and variety of program offerings. Additionally, changes to the O&M funding guidelines affect CBE’s ability to operate schools with a utilization rate lower than 85%.</p> <p>There is an opportunity to use space in the school for system programs, to help alleviate other accommodation pressures or to consider consolidation with schools in proximity.</p>

<p>Project 20-P66 Ongoing Originally Identified 2020 Area 7</p>	Program	Regular
	Communities Impacted	Multiple Communities
	Category	Over Capacity and/or Nearing Capacity
	Schools Involved	Rideau Park
	Issue	Rideau Park is over capacity.
	Summary	<p>Monitor enrolment. School does not accommodate any new or developing communities.</p> <p>Rideau Park School has a number of out of attendance area students. There were 77 out of attendance area students in September 2021. The school is limited status for new out of attendance area students.</p>

<p>Project 22-P27 New Originally Identified 2022-2023 Area 7</p>	Program	Regular
	Communities Impacted	Country Hills (south of golf course), Kincora, MacEwan Glen, Sandstone Valley
	Category	Over Capacity and/or Nearing Capacity
	Schools Involved	Simons Valley
	Issue	The utilization rate at Simons Valley School is above 95%.
	Summary	<p>Monitor enrolment. School does not accommodate any new or developing communities.</p> <p>Simons Valley School has a number of out of attendance area students. There were 40 out of attendance area students in September 2021. The school is closed status for new out of attendance area students.</p>

<p>Project 21-P73</p> <p>Ongoing</p> <p>Originally Identified 2021-2022</p> <p>Area 7</p>	Program	Regular
	Communities Impacted	University Heights
	Category	Low Enrolment and Excess Capacity
	Schools Involved	University
	Issue	The utilization rate at University School is below 70%.
	Summary	<p>Monitor enrolment. Low enrolment impacts the richness and variety of program offerings. Additionally, changes to the O&M funding guidelines affect CBE's ability to operate schools with a utilization rate lower than 85%.</p> <p>There is an opportunity to use space in the school for system programs, to help alleviate other accommodation pressures or to consider consolidation with schools in proximity.</p>

Multiple Areas

<p>Project 20-P28</p> <p>Ongoing</p> <p>Originally Identified 2022</p> <p>Multiple Areas</p>	Program	Alternative Programs
	Communities Impacted	Multiple Communities
	Category	Plan In Place
	Schools Involved	Balmoral, Chief Justice Milvain, Chris Akkerman, Dalhousie, Dr J.K Mulloy, Glamorgan, Ian Bazalgette, Killarney, Louis Riel, Riverside, R.T. Alderman, Thomas B. Riley, William Reid, Willow Park
	Issue	Schools are at or near capacity but have an accommodation plan in place.
	Summary	Monitor enrolment. Enrolment at many of the schools is capped and an annual lottery is for accepting new students into the programs. The CBE lottery process will continue to be used to manage enrolment.

<p>Project 22-P29</p> <p>New</p> <p>Originally Identified 2022</p> <p>Multiple Areas</p>	Program	Regular
	Communities Impacted	Multiple Communities
	Category	Plan In Place
	Schools Involved	Dr. Martha Cohen, Dr. Freda Miller, Evergreen, Kenneth D. Taylor, Peter Lougheed, Taradale
	Issue	Schools may be at or near capacity. Schools may be low enrolment with excess space. These schools have a previously communicated accommodation plan in place.
	Summary	<p>Monitor enrolment</p> <p>Dr. Martha Cohen School – Over Capacity and/or Nearing Capacity. Change in grade configuration at the school and an overflow to Mountain Park / Dr. George Stanley Schools.</p> <p>Dr. Freda Miller School – Low Enrolment and Excess Capacity Low enrolment but recently designated the community of Walden.</p> <p>Evergreen School – Low Enrolment and Excess Capacity Recently designated the community of Alpine Park.</p> <p>Kenneth D. Taylor – Over Capacity and/or Nearing Capacity. Overflow to Cambrian Heights School.</p> <p>Peter Lougheed School – Over Capacity and/or Nearing Capacity. Overflow to Pineridge School and Clarence Sansom School.</p> <p>Taradale School – Over Capacity and/or Nearing Capacity. Overflow to Guy Weadick School</p>

System Initiatives

<p>Project S1</p> <p>Originally Identified 2013</p> <p>All Areas</p>	Program	Regular and Alternative
	Communities Impacted	All Communities
	Schools Involved	CBE High Schools
	Category	Balance Enrolment
	Issue	The opening of the new north high school and high school engagement will have an impact on enrolment at high schools throughout the system.
	Summary	<p>Work with internal stakeholders began in winter 2018-2019. Scenarios were developed based on feedback from Phase I Engagement and these were shared for public feedback in during Phase II in early 2021. Feedback from Phase II was assessed in Spring 2021, a proposed plan was announced June 1, 2021 with the final decision communicated end of June 2021.</p> <p>The feedback gathered during the final phase included more than 70 comments posted on idea boards and more than 2,000 survey responses. Highlights from the online surveys include:</p> <p>The majority of the proposed plan decision will be implemented for the 2022-2023 school year with some changes after the new North High School opening.</p> <p>More information can be found on the Shaping the Future of High School page https://cbe.ab.ca/get-involved/public-engagement/Pages/High-School-Engagement.aspx</p>

Area 1

<p>Project 10 Originally Identified 2020-2021 Area 4</p>	Program	TLC
	Communities Impacted	Multiple communities
	Category	Balance Enrolment
	Schools Involved	Thomas B Riley, Brentwood
	Issue	The current utilization rate at TB Riley School is over 100% and there is excess capacity at Brentwood School. Enrolment in the TLC program at Brentwood School and TB Riley School is capped at 100 students per grade.
	Summary	A grade configuration change will address the accommodation pressures at Thomas B.Riley School and balance system enrolment. Therefore, effective September 2022, Brentwood School will change to a kindergarten to Grade 6 grade configuration for TLC program students, and Thomas B. Riley School will accommodate Grade 7-9 TLC program students. This change means that current Grade 5 TLC students will remain at Brentwood School for Grade 6 next year.
Impact	Approximately 100 TLC students will remain at Brentwood for Grade 6. There are no transportation implications because grades that were transported to Thomas B. Riley School will now be transported to Brentwood School.	

<p>Project 11 Originally Identified 2018-2019 Area 1</p>	Program	Regular
	Communities Impacted	Rocky Ridge/Royal Oak
	Category	Balance Enrolment
	Schools Involved	Royal Oak, William D. Pratt
	Issue	William D. Pratt School is over capacity and enrolment at Royal Oak School is projected to decline in the future
	Summary	In order to balance system enrolment, effective September 2022, Royal Oak School will expand to include Grade 4 for the 2022-23 school year. This means that Grade 3 students, living within the Royal Oak School boundary, will remain at Royal Oak School until they complete Grade 4.
Impact	Approximately 110 students will remain at Royal Oak for Grade 4. There are no transportation implications because grades that were transported to William D. Pratt School will now be transported to Royal Oak School.	

Area 5

<p>Project 16 Originally Identified 2020-21 Area 5</p>	Program	Regular
	Communities Impacted	McKenzie Lake, Douglasdale/glen, New Brighton
	Category	Balance Enrolment
	Schools Involved	McKenzie Lake, Douglasdale, Mountain Park
	Issue	Mountain Park School is near capacity and McKenzie Lake and Douglasdale schools have excess capacity.
	Summary	In an effort to balance enrolment between these three schools a grade configuration will occur. Mountain Park School is currently near capacity with a utilization rate of 92 per cent for the 2021 school year. McKenzie Lake and Douglasdale Schools have excess capacity. In order to balance system enrolment, effective September 2022, McKenzie Lake and Douglasdale Schools will expand to include Grade 5 for the 2022-23 school year. This means that Grade 4 students, living within the boundary for these schools, will remain until they complete Grade 5. Additionally, Mountain Park School will offer regular program for Grade 6-9 students for the 2022-23 school year and beyond.
Impact	<p>Approximately 75 students will remain at McKenzie Lake for Grade 5.</p> <p>Approximately 70 students will remain at Douglasdale for Grade 5.</p> <p>A net savings of \$65,000 is projected for the 2022-2023 school year as the equivalent of 1 fewer bus will be required to transport students. Some students that would have been transported to Mountain Park School are in the walk zones for McKenzie Lake and Douglasdale Schools and will not require transportation next school year.</p>	

<p>Project 16 Originally Identified 2020-21</p> <p>Area 5</p>	Program	Regular
	Communities Impacted	Auburn Bay,
	Category	Balance Enrolment
	Schools Involved	Auburn Bay, New Auburn Bay School (GR5-9), New Auburn Bay School (K-4)
	Issue	The construction and opening of a new middle school and a 2 nd elementary school in Auburn Bay will have an impact on multiple schools.
	Summary	<p>Auburn Bay 2nd Elementary and the Auburn Bay Middle School are opening for the 2022-23 school year. The proposed accommodation plan was shared with the community on November 23, 2021 and two virtual sessions were held on November 29, 2021 and December 1, 2021 to share the proposed designation plan.</p> <p>There will be new boundaries for Auburn Bay School and the new elementary school in Auburn Bay. The schools will offer kindergarten to Grade 4 programming for 2022-23 and then expand to include Grade 5 in 2023-24. Students currently attending Andrew Sibbald School will return to Auburn Bay schools.</p> <p>The community was also informed that their middle school designation will be the new Auburn Bay middle school which is also opening for the 2022-23 school year. With feedback gathered after the virtual sessions a letter went to families informing them that the opening grades for the new middle school will be Grade 5-9 for the 2022-23 school year and Grade 6-9 for the 2023-24 school year.</p>
	Impact	<p>Approximately 170 students will be re-designated from Auburn Bay School to Auburn Bay 2nd Elementary School and approximately 130 students will be continue to Auburn Bay Middle School.</p> <p>Approximately 45 students will be re-designated from Andrew Sibbald School to Auburn Bay 2nd Elementary School and approximately 40 students will be re-designated to Auburn Bay Middle School</p> <p>Approximately 31 students will be re-designated from Andrew Sibbald School to Auburn Bay School and approximately 133 students will be re-designated to Auburn Bay Middle School</p> <p>A net savings of \$65,000 is projected for the 2022-2023 school year as the equivalent of 1 fewer bus will be required to transport students to Andrew Sibbald School and Auburn Bay School.</p>

<p>Project 16</p> <p>Originally Identified 2020-21</p> <p>Area 5</p>	Program	Regular
	Communities Impacted	Mahogany, Riverbend
	Category	Affected by a new school that is under construction
	Schools Involved	New Mahogany School (K-4), Riverbend
	Issue	The approval of a new elementary school in Mahogany will have an impact on Riverbend School.
	Summary	<p>Mahogany School is opening for the 2022-23 school year. The proposed accommodation plan was shared with the community on November 23, 2021 and two virtual sessions were held on November 29, 2021 and December 1, 2021 to share the proposed designation plan.</p> <p>The residential district of Mahogany will be designated to Mahogany School for K-Grade 4 in the opening year and expand to Grade 5 in 2023-24.</p> <p>The community was also informed that their middle school designation will be the new Auburn Bay middle school which is also opening for the 2022-23 school year. With feedback gathered after the virtual sessions a letter went to families informing them that the opening Grades for the new middle school will be Grade 5-9 for the 2022-23 school year and Grade 6-9 for the 2023-24 school year.</p>
Impact	<p>Approximately 227 students will be re-designated from Riverbend School to Mahogany School and 95 students will be re-designated to Auburn Bay Middle School.</p> <p>Approximately 40 students will be re-designated from Sherwood School to Auburn Bay Middle School.</p> <p>Riverbend School will continue to be on the SSAP active projects as affected by new school opening</p> <p>A net savings of \$195,000 is projected for the 2022-2023 school year as the equivalent of 3 buses will be eliminated.</p>	

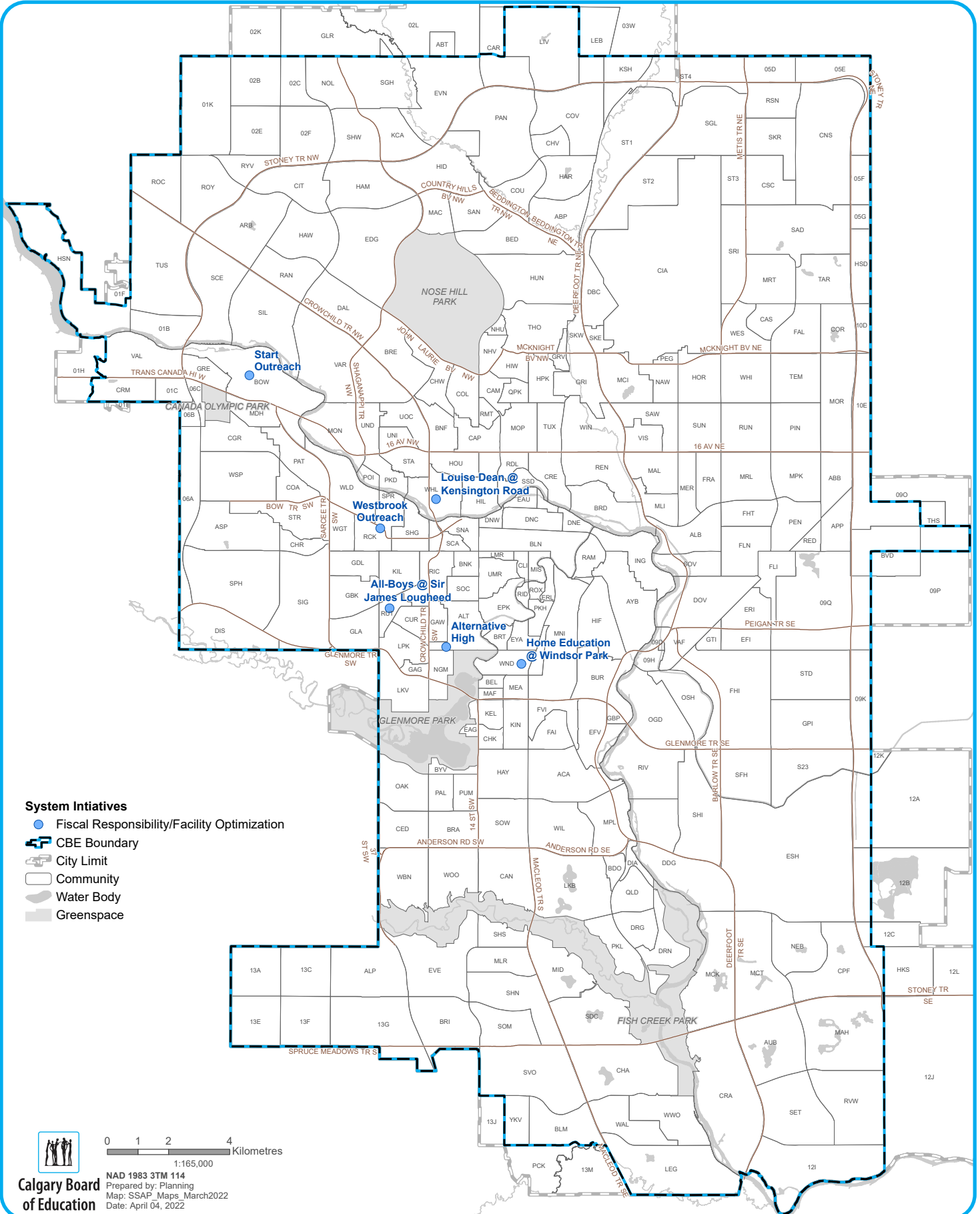
<p>Project 16 Originally Identified 2020-21</p> <p>Area 5</p>	Program	Regular
	Communities Impacted	Seton
	Category	Balance Enrolment
	Schools Involved	Auburn Bay, Andrew Sibbald, Nickle
	Issue	The construction and opening of a new middle school and a 2 nd elementary school in Auburn Bay will have an impact on multiple schools.
	Summary	Kindergarten to Grade 5 students will be re-designated to Cranston School and Grade 6-9 students will be designated to Dr. George Stanley School. Students currently attending Auburn Bay School may remain at Auburn Bay School if they wish, however, transportation will not be provided. Transportation will be provided to Cranston School and Dr. George Stanley School into the future.
	Impact	<p>Approximately 20 students will be re-designated from Auburn Bay School to Cranston School and approximately 5 students will be re-designated to Dr. George Stanley School. However, students have the choice to remain at Auburn Bay School without transportation.</p> <p>Approximately 20 students will be re-designated from Andrew Sibbald School to Cranston School and approximately 5 students will be re-designated to Dr. George Stanley School. However, students have the choice to remain at Andrew Sibbald School without transportation.</p> <p>There are no transportation implications because students who were transported to Auburn Bay, Andrew Sibbald and Nickle Schools will now be transported to Cranston and Dr. George Stanley Schools.</p>







Multiple Areas

Program locations for students with complex learning needs are reviewed on an annual basis. Programming is placed in a school based on the needs of the students, the proximity to home and the impacts of transportation.

Area	Summary
Multiple	One EES class to move from Jennie Elliott School to Cappy Smart School One PLP class to move from F.E. Osborne School to Senator Patrick Burns School One TASC class to move from Sir John A. Macdonald School to Valley Creek School
1	EES class to close at The Hamptons One new TASC class to open at William D. Pratt School
2	Bridges class to close at North Haven School One EES class to move from Buffalo Rubbing Stone to Panorama Hills School One new EES class to open at the Children's Village School One new PLP class to open at William Aberhart High School One new The Class to open at Georges P. Vanier School
3	One LEAD class to move from Crescent Heights High School to Forest Lawn High School One new TASC class to open at Valley Creek School (this is in addition to the one moving from Sir John A. Macdonald School mentioned above)
4	One new ACCESS class to open at Clarence Sansom School Two Bridges classes to move from Grant MacEwan School to Cecil Swanson School
5	ASD Cluster to close at Centennial High School ASD Cluster to close at Dr. Martha Cohen School One new CSSI class to open at MidSun School One EES class to move from New Brighton School to Auburn Bay School Two EES classes to move from Douglasdale School to McKenzie Towne School One new TASC class to open at MidSun School
6	One new ACCESS class to open at Dr. E.P. Scarlett High School ASD Cluster to close at Henry Wise Wood High School One new CSSI class to open at Dr. E.P. Scarlett High School
7	ACCESS class to close at Mount Royal School

System Initiatives Projects

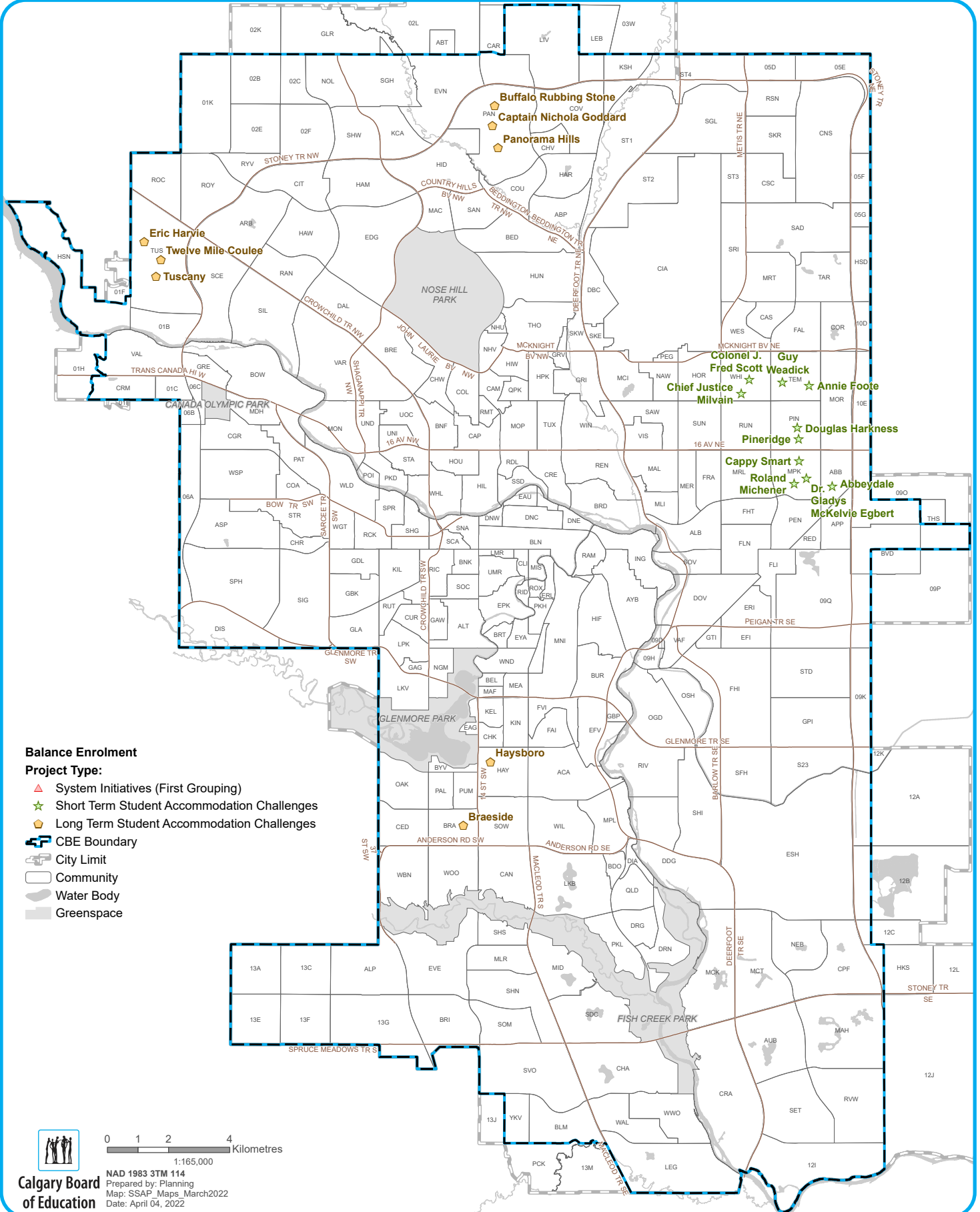


-  Fiscal Responsibility/Facility Optimization
-  CBE Boundary
-  City Limit
-  Community
-  Water Body
-  Greenspace



0 1 2 4
Kilometres
1:165,000

Balance Enrolment Projects

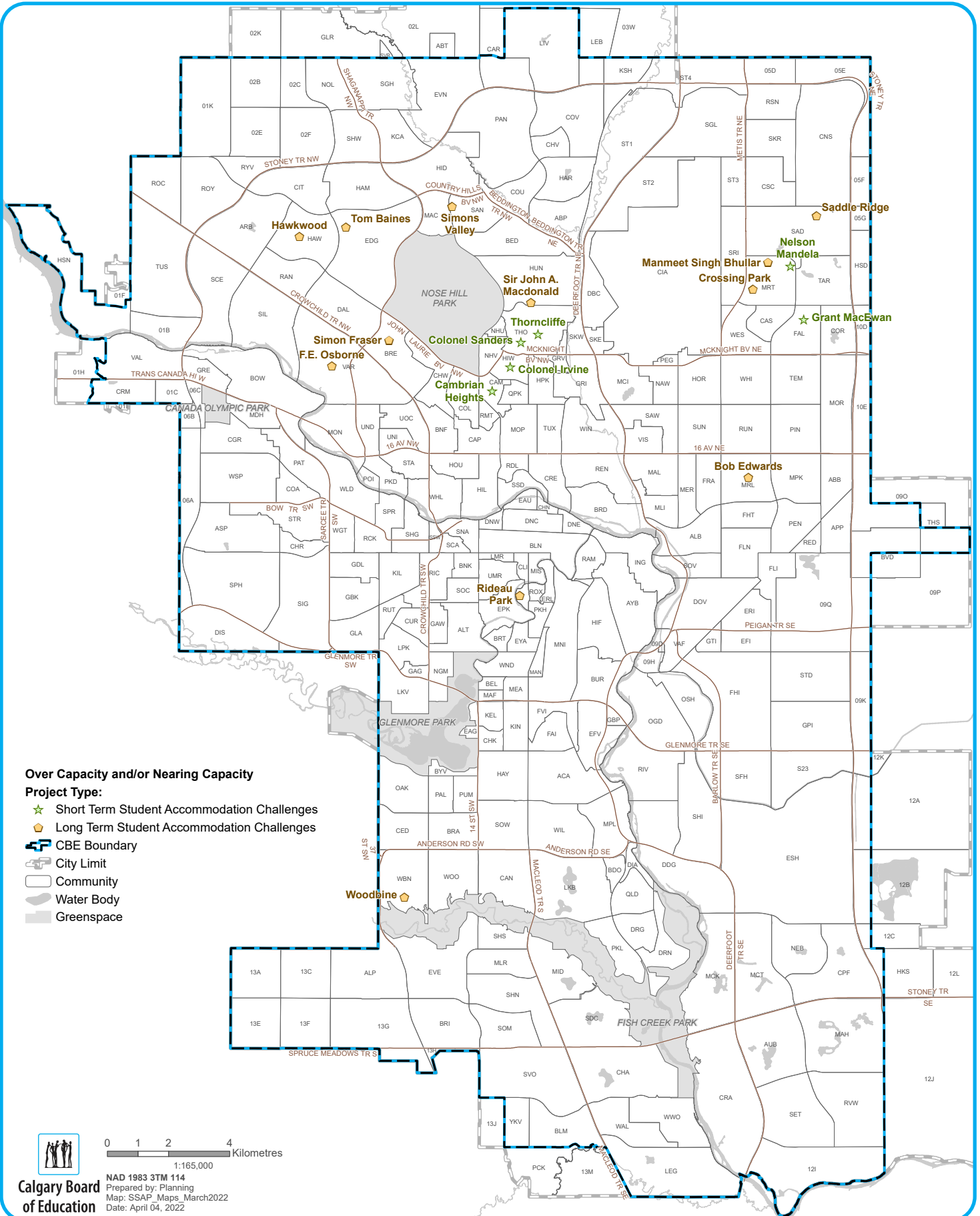


Balance Enrolment

Project Type:

- ▲ System Initiatives (First Grouping)
- ★ Short Term Student Accommodation Challenges
- ◆ Long Term Student Accommodation Challenges
- ▬ CBE Boundary
- ▬ City Limit
- ▬ Community
- ▬ Water Body
- ▬ Greenspace

Over Capacity and/or Nearing Capacity Projects



Over Capacity and/or Nearing Capacity

Project Type:

- ★ Short Term Student Accommodation Challenges
- ★ Long Term Student Accommodation Challenges
- ▬ CBE Boundary
- ▬ City Limit
- ▬ Community
- ▬ Water Body
- ▬ Greenspace

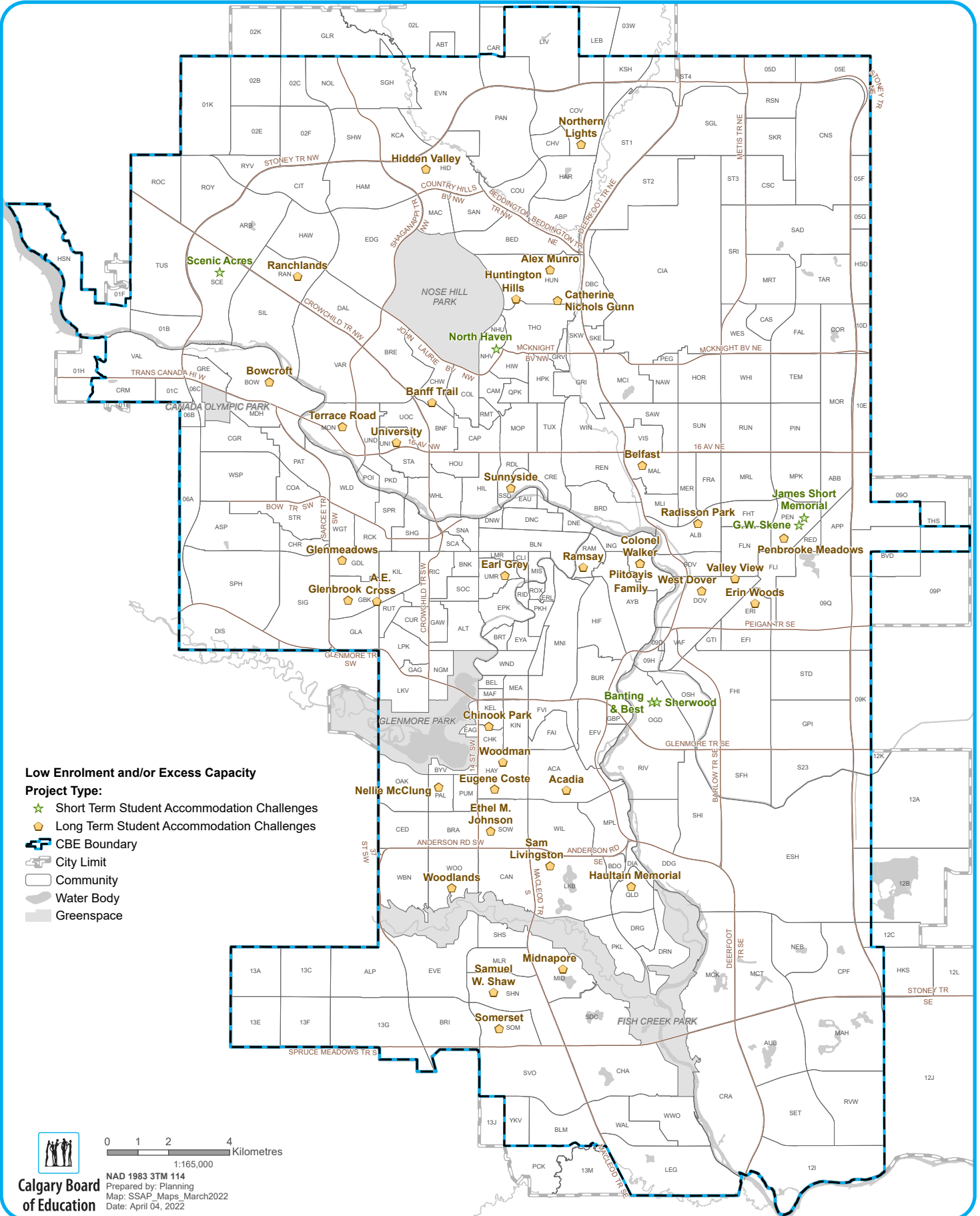


0 1 2 4
Kilometres
1:165,000

**Calgary Board
of Education**

NAD 1983 3TM 114
Prepared by: Planning
Map: SSAP_Maps_March2022
Date: April 04, 2022

Low Enrolment and/or Excess Capacity Projects



Low Enrolment and/or Excess Capacity

Project Type:

- ★ Short Term Student Accommodation Challenges
- 🏠 Long Term Student Accommodation Challenges
- 🚗 CBE Boundary
- 🏙️ City Limit
- 🌳 Greenspace

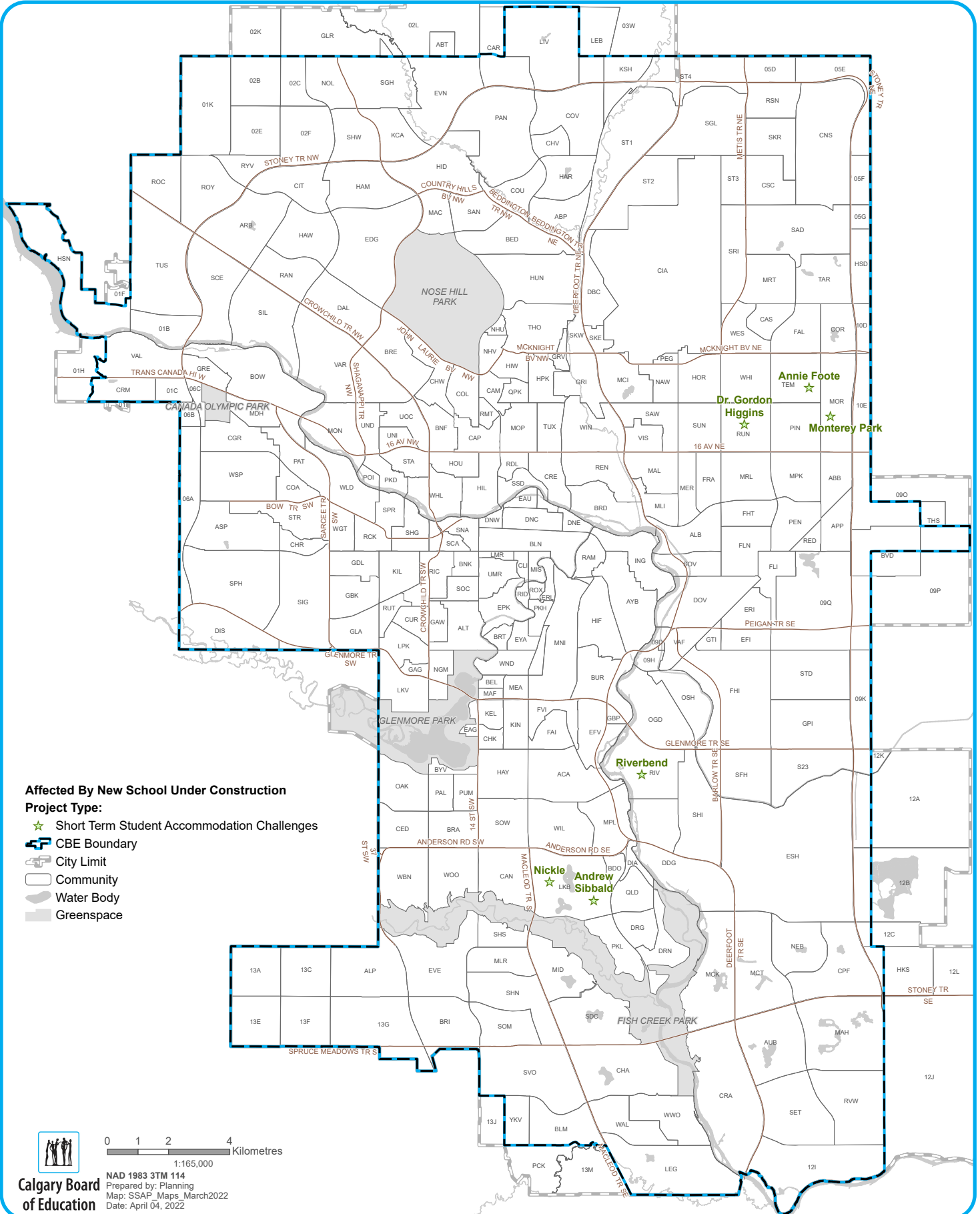


0 1 2 4
Kilometres
1:165,000

Calgary Board of Education

NAD 1983 3TM 114
Prepared by: Planning
Map: SSAP_Maps_March2022
Date: April 04, 2022

Affected By New School Under Construction Projects



Project Type:

- ★ Short Term Student Accommodation Challenges
- ▬ CBE Boundary
- ▬ City Limit
- ▬ Community
- ▬ Water Body
- ▬ Greenspace

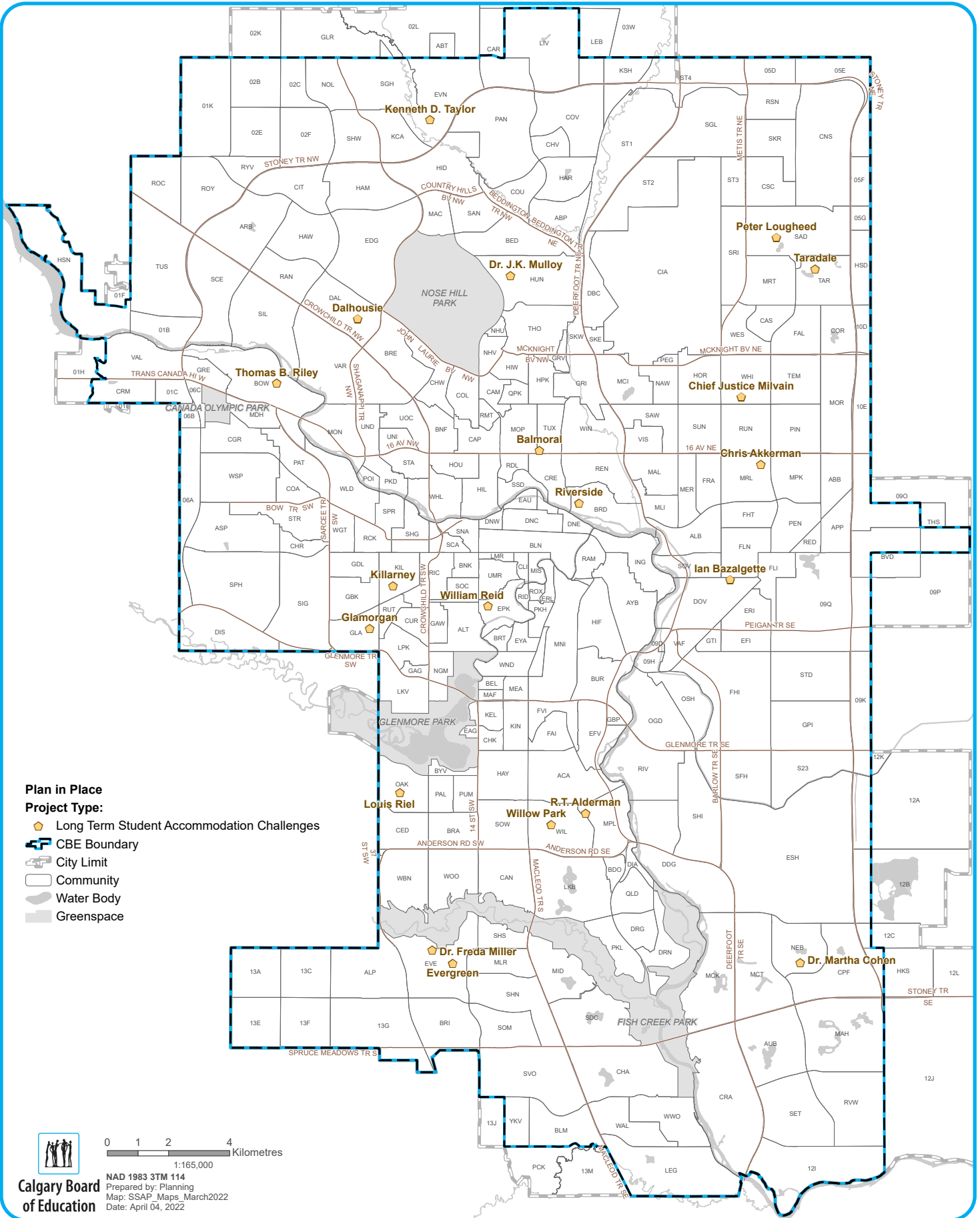


0 1 2 4
Kilometres
1:165,000

**Calgary Board
of Education**







NAD 1983 3TM 114
Prepared by: Planning
Map: SSAP_Maps_March2022
Date: April 04, 2022

Plan in Place Projects



Plan in Place

Project Type:

-  Long Term Student Accommodation Challenges
-  CBE Boundary
-  City Limit
-  Community
-  Water Body
-  Greenspace



0 1 2 4
Kilometres
1:165,000

**Calgary Board
of Education**

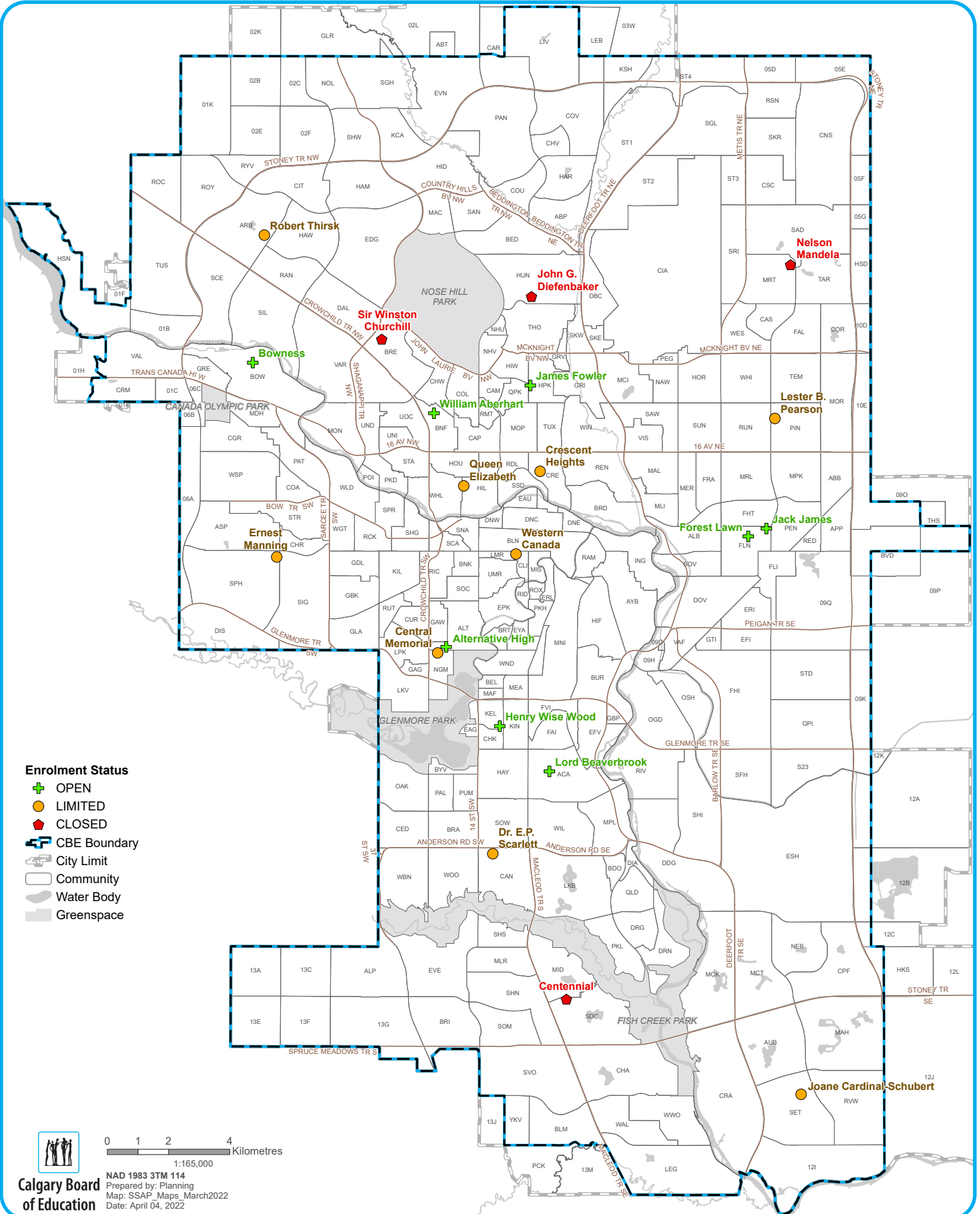
NAD 1983 3TM 114
Prepared by: Planning
Map: SSAP Maps March 2022
Date: April 04, 2022

Enrolment Status For High Schools

**Note: Transfer Limits for K-9 schools are not in effect until the 2022/2023 School Year*

Area	School	2022
6	Alternative High School	OPEN
1	Bowness High School	OPEN
5	Centennial High School	CLOSED
6	Central Memorial High School	LIMITED
3	Crescent Heights High School	LIMITED
6	Dr. E. P. Scarlett High School	LIMITED
7	Ernest Manning High School	LIMITED
3	Forest Lawn High School	OPEN
6	Henry Wise Wood High School	OPEN
3	Jack James High School	OPEN
2	James Fowler High School	OPEN
5	Joane Cardinal-Schubert High School	LIMITED
2	John G. Diefenbaker High School	CLOSED
4	Lester B. Pearson High School	LIMITED
5	Lord Beaverbrook High School	OPEN
4	Nelson Mandela High School	CLOSED
7	Queen Elizabeth Jr/Sr High School	LIMITED
1	Robert Thirsk High School	LIMITED
1	Sir Winston Churchill High School	CLOSED
7	Western Canada High School	LIMITED
2	William Aberhart High School	OPEN

Enrolment Status High Schools



- Enrolment Status**
- + OPEN
 - LIMITED
 - ◆ CLOSED
 - CBE Boundary
 - City Limit
 - Community
 - Water Body
 - Greenspace



0 1 2 4
Kilometres
1:165,000

Enrolment Status For Elementary, Middle and Junior High Schools

Attachment IV - Enrolment Status

**Note: Transfer Limits for K-9 schools are not in effect until the 2022/2023 School Year*

Area	School	2022 Enrolment Status
6	A.E. Cross School	OPEN
3	Abbeydale School	OPEN
5	Acadia School	OPEN
2	Alex Munro School	OPEN
7	Alexander Ferguson School	LIMITED
7	All Boys @ SJL School	OPEN
6	Altadore School	LIMITED
6	Andrew Sibbald School	OPEN
4	Annie Foote School	LIMITED
4	Annie Gale School	LIMITED
1	Arbour Lake School	LIMITED
5	Auburn Bay School	LIMITED
2	Balmoral School	CLOSED
2	Banff Trail School	OPEN
6	Banting and Best School	OPEN
7	Battalion Park School	OPEN
2	Beddington Heights School	OPEN
3	Belfast School	OPEN
1	Belvedere Parkway School	LIMITED
7	Bishop Pinkham School	OPEN
4	Bob Edwards School	LIMITED
1	Bowcroft School	OPEN
6	Braeside School	OPEN
2	Branton School	OPEN
1	Brentwood School	CLOSED
7	Briar Hill School	OPEN
5	Bridlewood School	OPEN
2	Buchanan School	OPEN
2	Buffalo Rubbing Stone School	LIMITED
2	Cambrian Heights School	CLOSED
6	Canyon Meadows School	OPEN
2	Capitol Hill School	LIMITED
3	Cappy Smart School	OPEN
1	Captain John Palliser School	LIMITED
2	Captain Nichola Goddard School	LIMITED
2	Catherine Nichols Gunn School	OPEN
4	Cecil Swanson School	LIMITED
6	Cedarbrae School	OPEN
5	Chaparral School	LIMITED
4	Chief Justice Milvain School	LIMITED
6	Chinook Park School	OPEN

Enrolment Status For Elementary, Middle and Junior High Schools

**Note: Transfer Limits for K-9 schools are not in effect until the 2022/2023 School Year*

Area	School	2022 Enrolment Status
4	Chris Akkerman School	CLOSED
1	Citadel Park School	OPEN
4	Clarence Sansom School	LIMITED
2	Collingwood School	OPEN
2	Colonel Irvine School	CLOSED
4	Colonel J. Fred Scott School	LIMITED
3	Colonel Macleod School	LIMITED
2	Colonel Sanders School	CLOSED
7	Colonel Walker School	OPEN
7	Connaught School	LIMITED
5	Copperfield School	CLOSED
3	Coventry Hills School	LIMITED
5	Cranston School	OPEN
4	Crossing Park School	CLOSED
2	Dalhousie School	CLOSED
6	David Thompson School	LIMITED
5	Deer Run School	OPEN
4	Douglas Harkness School	LIMITED
5	Douglasdale School	CLOSED
1	Dr. E.W. Coffin School	OPEN
6	Dr. Freda Miller School	OPEN
5	Dr. George Stanley School	LIMITED
3	Dr. Gladys McKelvie Egbert School	LIMITED
4	Dr. Gordon Higgins School	LIMITED
2	Dr. J.K. Mulloy School	CLOSED
5	Dr. Martha Cohen School	CLOSED
7	Dr. Roberta Bondar School	LIMITED
7	Earl Grey School	OPEN
1	Edgemont School	LIMITED
7	Elbow Park School	OPEN
7	Elboya School	LIMITED
1	Eric Harvie School	OPEN
3	Erin Woods School	OPEN
3	Ernest Morrow School	OPEN
6	Ethel M Johnson School	OPEN
6	Eugene Coste School	OPEN
6	Evergreen School	OPEN
1	F.E. Osborne School	CLOSED
5	Fairview School	LIMITED
4	Falconridge School	OPEN

Enrolment Status For Elementary, Middle and Junior High Schools

Attachment IV - Enrolment Status

**Note: Transfer Limits for K-9 schools are not in effect until the 2022/2023 School Year*

Area	School	2022 Enrolment Status
5	Fish Creek School	LIMITED
3	G.W. Skene School	OPEN
2	Georges P. Vanier School	OPEN
7	Glamorgan School	CLOSED
6	Glenbrook School	OPEN
7	Glendale School	OPEN
6	Glenmeadows School	OPEN
4	Grant MacEwan School	CLOSED
7	Griffith Woods School	CLOSED
4	Guy Weadick School	LIMITED
1	H.D. Cartwright School	LIMITED
6	Harold Panabaker School	OPEN
5	Haultain Memorial School	OPEN
1	Hawkwood School	CLOSED
6	Haysboro School	OPEN
3	Hidden Valley School	OPEN
2	Highwood School	CLOSED
7	Hillhurst School	OPEN
4	Hugh A. Bennett School	CLOSED
2	Huntington Hills School	OPEN
3	Ian Bazalgette School	LIMITED
3	James Short Memorial School	OPEN
6	Janet Johnstone School	OPEN
7	Jennie Elliott School	LIMITED
6	John Ware School	LIMITED
3	Keeler School	LIMITED
2	Kenneth D. Taylor School	CLOSED
7	Killarney School	CLOSED
2	King George School	LIMITED
5	Lake Bonavista School	LIMITED
5	Le Roi Daniels School	LIMITED
6	Louis Riel School	LIMITED
4	Louise Dean Centre	OPEN
4	Manmeet Singh Bhullar School	CLOSED
5	Maple Ridge School	OPEN
1	Marion Carson School	LIMITED
4	Marlborough School	OPEN
6	Marshall Springs School	OPEN
4	Mayland Heights School	OPEN
5	McKenzie Highlands School	LIMITED

Enrolment Status For Elementary, Middle and Junior High Schools

Attachment IV - Enrolment Status

**Note: Transfer Limits for K-9 schools are not in effect until the 2022/2023 School Year*

Area	School	2022 Enrolment Status
5	McKenzie Lake School	LIMITED
5	McKenzie Towne School	OPEN
5	Midnapore School	OPEN
5	Midsun School	OPEN
4	Monterey Park School	LIMITED
7	Mount Royal School	LIMITED
3	Mount View School	OPEN
5	Mountain Park School	LIMITED
6	Nellie McClung School	OPEN
5	New Auburn Bay Middle	CLOSED
5	New Auburn Bay School (K-4)	CLOSED
5	New Brighton School	CLOSED
5	New Mahogany School (K-4)	CLOSED
4	New Skyview Ranch School (K-9)	CLOSED
6	Nickle School	OPEN
2	North Haven School	OPEN
3	Northern Lights School	OPEN
3	Nose Creek School	OPEN
4	O.S. Geiger School	OPEN
7	Olympic Heights School	OPEN
2	Panorama Hills School	LIMITED
3	Patrick Airlie School	OPEN
3	Penbrooke Meadows School	OPEN
4	Peter Lougheed School	CLOSED
3	Piitoayis Family School School	OPEN
4	Pineridge School	OPEN
5	Prince of Wales School	OPEN
7	Queen Elizabeth School	LIMITED
5	R.T. Alderman School	LIMITED
3	Radisson Park School	OPEN
7	Ramsay School	OPEN
1	Ranchlands School	OPEN
7	Richmond School	LIMITED
7	Rideau Park School	LIMITED
6	Riverbend School	OPEN
3	Riverside School	CLOSED
6	Robert Warren School	OPEN
3	Roland Michener School	OPEN
6	Ron Southern School	OPEN
3	Rosedale School	LIMITED

Enrolment Status For Elementary, Middle and Junior High Schools

Attachment IV - Enrolment Status

**Note: Transfer Limits for K-9 schools are not in effect until the 2022/2023 School Year*

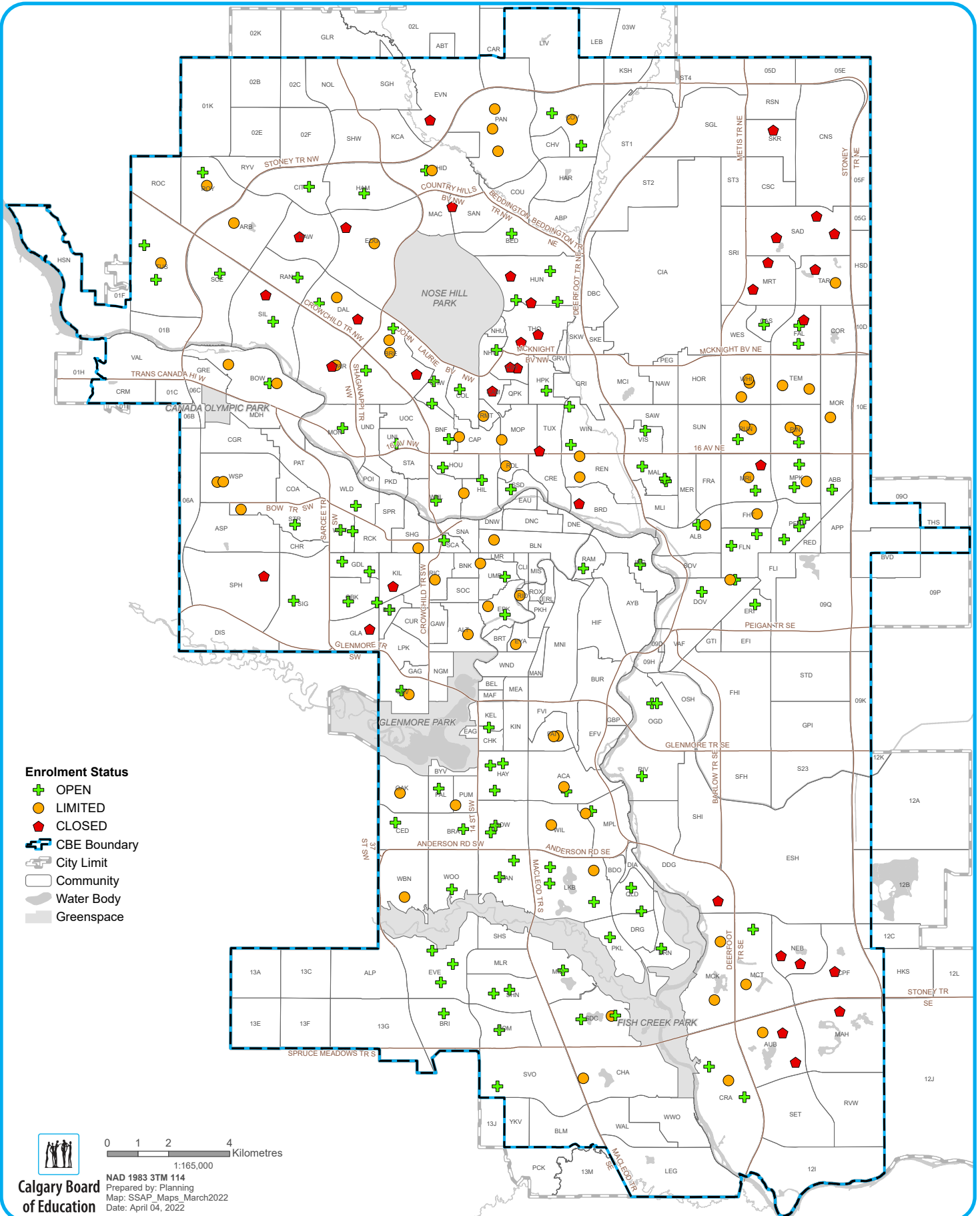
Area	School	2022 Enrolment Status
3	Rosemont School	LIMITED
1	Royal Oak School	LIMITED
4	Rundle School	OPEN
4	Saddle Ridge School	CLOSED
6	Sam Livingstone School	OPEN
5	Samuel W. Shaw School	OPEN
1	Scenic Acres School	OPEN
2	Senator Patrick Burns School	OPEN
6	Sherwood School	OPEN
5	Sibylla Kiddle School	OPEN
1	Silver Springs School	OPEN
1	Simon Fraser School	LIMITED
7	Simons Valley School	CLOSED
2	Sir John A. Macdonald School	CLOSED
2	Sir John Franklin School	OPEN
4	Sir Wilfrid Laurier School	LIMITED
5	Somerset School	OPEN
3	Stanley Jones School	LIMITED
7	Sunalta School	OPEN
6	Sundance School	OPEN
3	Sunnyside School	OPEN
4	Taradale School	CLOSED
4	Ted Harrison School	LIMITED
1	Terrace Road School	OPEN
4	Terry Fox School	OPEN
1	The Hamptons School	OPEN
1	Thomas B. Riley School	LIMITED
2	Thornccliffe School	CLOSED
1	Tom Baines School	CLOSED
1	Tuscany School	OPEN
1	Twelve Mile Coulee School	LIMITED
7	University School	OPEN
3	Valley Creek School	LIMITED
3	Valley View School	OPEN
2	Varsity Acres School	OPEN
7	Vincent Massey School	OPEN
3	Vista Heights School	OPEN
2	W.O. Mitchell School	CLOSED
1	West Dalhousie School	OPEN
3	West Dover School	OPEN

Enrolment Status For Elementary, Middle and Junior High Schools

**Note: Transfer Limits for K-9 schools are not in effect until the 2022/2023 School Year*

Area	School	2022 Enrolment Status
7	West Ridge School	LIMITED
7	West Springs School	LIMITED
7	Westgate School	OPEN
7	Wildwood School	OPEN
1	William D. Pratt School	OPEN
7	William Reid School	LIMITED
5	Willow Park School	LIMITED
5	Wilma Hansen School	OPEN
6	Woodbine School	LIMITED
6	Woodlands School	OPEN
6	Woodman School	OPEN

Enrolment Status Elementary, Middle and Junior Schools



- Enrolment Status**
- + OPEN
 - LIMITED
 - ⬠ CLOSED
 - CBE Boundary
 - City Limit
 - Community
 - Water Body
 - Greenspace