



Enrolment at Rosscarrock School

December 6, 2018 Meeting with Parents

learning | **as unique** | as every student



**Calgary Board
of Education**

Introductions

Dany Breton, Superintendent, Facilities and Environmental Services

Calvin Davies, Director, Area 7

Brian Unterschultz, System Principal, Area 7

Anne Trombley, Manager of Planning

Conor McGreish, Planning Analyst

Karen Drummond, Manager, Employee and Community Engagement

Deb Hamilton, Community Engagement Advisor

Brenna Fraser, Principal, Rosscarrock School

Agenda

- Presentation
- Group Discussions
- Question and Answer
- Next Steps

Principles of Participation

- Respect above all else
- Staff and participants will feel safe
- Speak one at a time
- We balance air time fairly

Why are we here?

**The student population at the school will be quite low.
What will happen to the school?**

Student enrolment is projected to range from 125-150 students over the next five years. The capacity of the school is 450. Enrolment will be monitored and further discussions may be required. You will have an opportunity to participate in discussions about next steps prior to decisions being made.

Letter to families of Rosscarrock School – April 5, 2018

Low Enrolment Affects Student Learning

What we heard from staff – the positives

- Sense of community
 - Close connection between staff, students and families
 - Students accept each other
 - More accountability for student behaviour
- Class sizes
- There is a lot of space
- Scheduling of gym time is easier

Low Enrolment Affects Student Learning

What we heard from staff – the challenges

- Limited support services (ELL, specialists, resource teachers, education assistants)
- Less financial resources for materials
- No assistant principal
- Lack of opportunity for team teaching and grade group planning can be isolating
- Multi-aged classrooms make it hard to cover curriculum, particularly for math and science and in higher grades
- No opportunity for regrouping for behaviour or learning
- Small number of parent volunteers



Area 6 and 7 Impacted Schools Engagement

learning | **as unique** | as every student



**Calgary Board
of Education**

Area 6 and 7 Impacted Schools Engagement

- **The decision statement** | By April 2018 the CBE will communicate plans for the sustainable use of learning space in schools impacted by the opening of Dr. Roberta Bondar School, Griffith Woods School and West Ridge School. Plans may be implemented for the 2018-19 school year or later.
- There were eight involved schools. Two scenarios were developed, each affecting four schools.

Area 6 and 7 Impacted Schools Engagement Community Participation



Community Participation



This illustrates how people who may be affected by proposed changes have been involved in the engagement process

January - May 2016

5 principal meetings

300+ completed online survey responses

All CBE Areas

400+ people attended

5 public open houses

April - November 2017



15 involved schools

4 principal & school parent representative meetings

2,800+ individuals received at least one email about the engagement



December 2017 - February 2018



8 involved schools

2 principal meetings

80+ people attended

2 public in-person sessions

750+ completed online survey responses (public and staff)

8 staff sessions



Area 6 and 7 Impacted Schools Engagement – What We Heard

- Concerns that enrolment at Rosscarrock School would be low
- Overall support within Group A for the idea that Cougar Ridge students should be able to attend school closer to home (86% of online survey respondents expressed support for this)

Area 6 and 7 Impacted Schools Engagement – What We Heard

- Suggestions to add an alternative or complex learning needs program to Rosscarrock School (e.g., Science, TLC, GATE)
 - There was no unmet need for GATE identified
 - Adding an alternative program at an elementary school level without middle/junior high school space is a challenge
 - The space is not suitable for a middle/junior high
 - Adding a program to the school would not impact the decline in enrolment for the K-6 regular program at the school



Rosscarrock School Information

learning | **as unique** | as every student



**Calgary Board
of Education**

Background

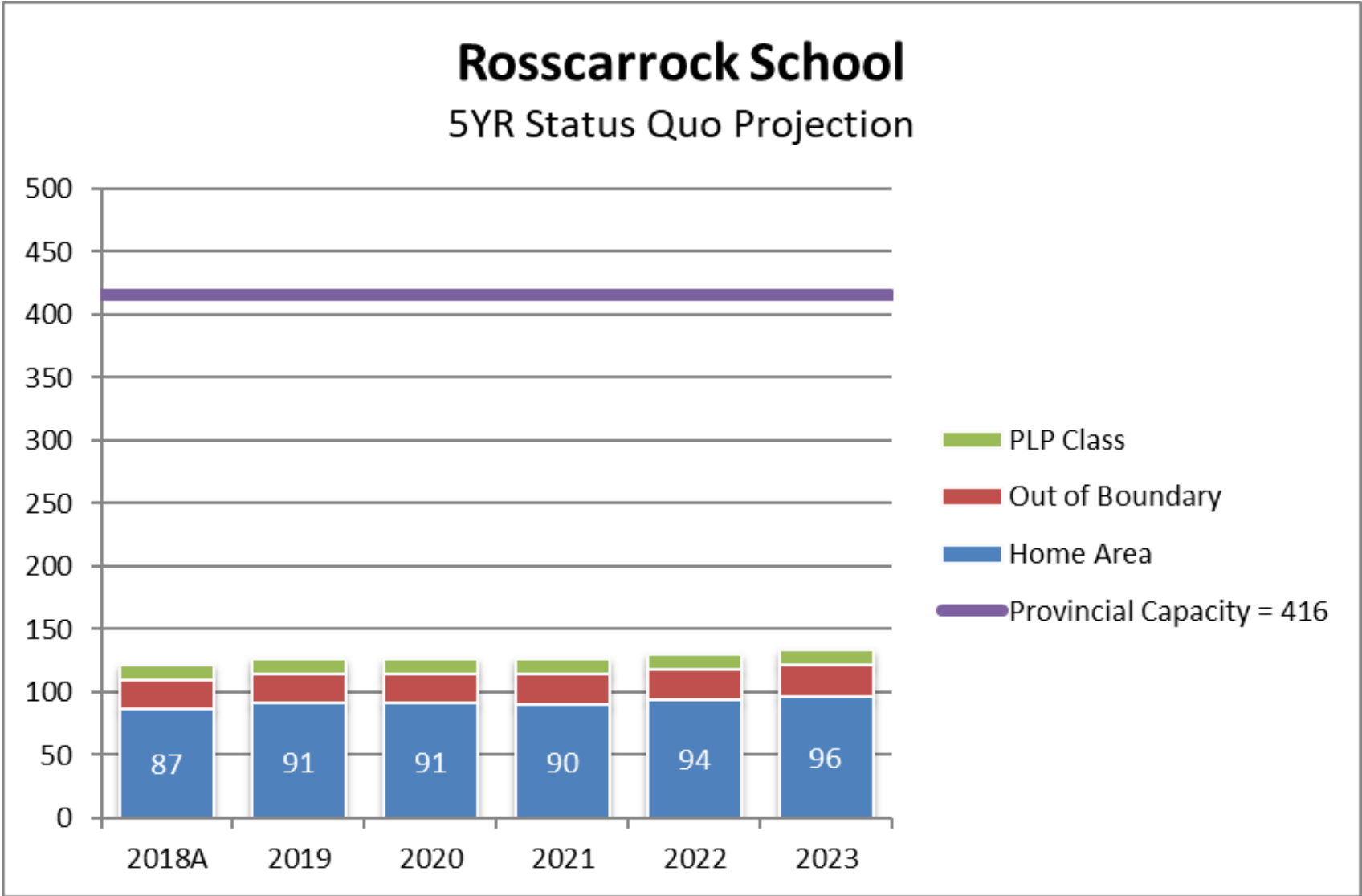
- Cougar Ridge was designated to Rosscarrock School for the regular program from 2014-2017.
- The alternative programs of French Immersion and Spanish bilingual occupied space in the school between 2015-2017.
- Regular Program enrolment from the home attendance area has remained low and has fluctuated over the past 10 years.
- Lowest enrolment in 2018.

Regular Program Enrolment at Rosscarrock School - History

	K	GR1	GR2	GR3	GR4	GR5	GR6	Total
2008	21	20	21	7	23	21	22	135
2009	20	23	22	23	14	23	21	146
2010	25	17	26	21	26	18	20	153
2011	26	24	20	20	23	26	23	162
2012	22	24	20	18	18	20	23	145
2013	23	21	20	22	21	16	23	146
2014	43	31	20	27	30	26	24	201
2015	26	39	28	22	30	28	30	203
2016	35	22	36	27	28	26	27	201
2017	20	33	16	31	32	23	23	178
2018	17	8	16	15	19	29	18	122

Source: School Enrolment Reports (Sept. 30). Reported enrolment includes all students in the school in both regular and complex learning needs classes.

Rosscarrock School Projection



What CBE Programs Do K-6 Students Who Live in Rosscarrock Choose?

What CBE programs do K-6 students living in Rosscarrock Attend?

September 30, 2018

CBE Program	K	GR1	GR2	GR3	GR4	GR5	GR6	Total	%
French Immersion	4	4	2	3		1	1	15	10%
All Boys School		1						1	1%
Montessori	1	1	4	2		2		10	7%
Regular Program	14	7	19	14	17	22	14	107	72%
Spanish Bilingual	2	3	1	3		2	1	12	8%
Traditional Learning Centre			1	2			1	4	3%
Total	57	75	74	94	90	115	91	149	100%

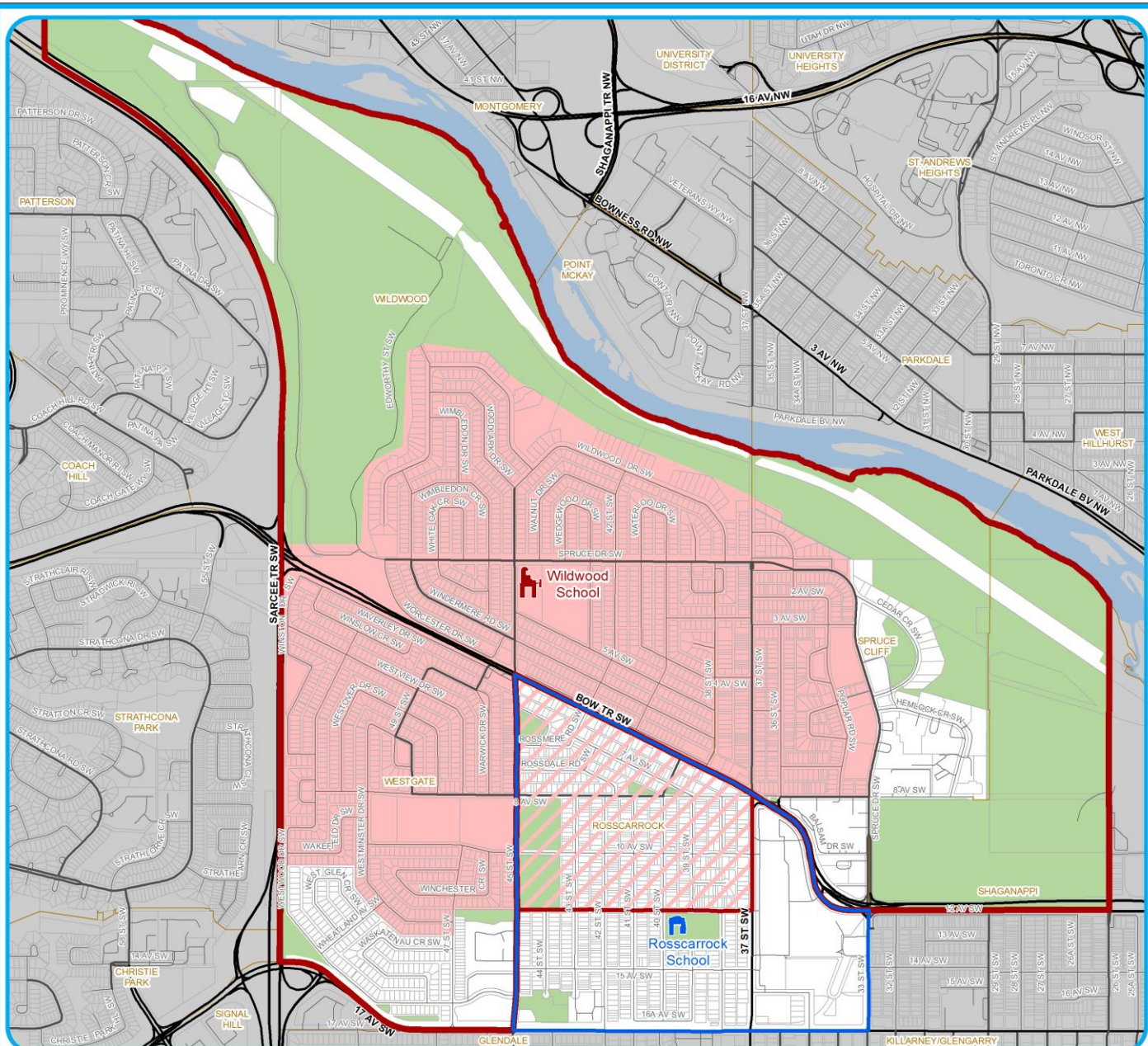


Neighbouring Communities

learning | **as unique** | as every student



**Calgary Board
of Education**

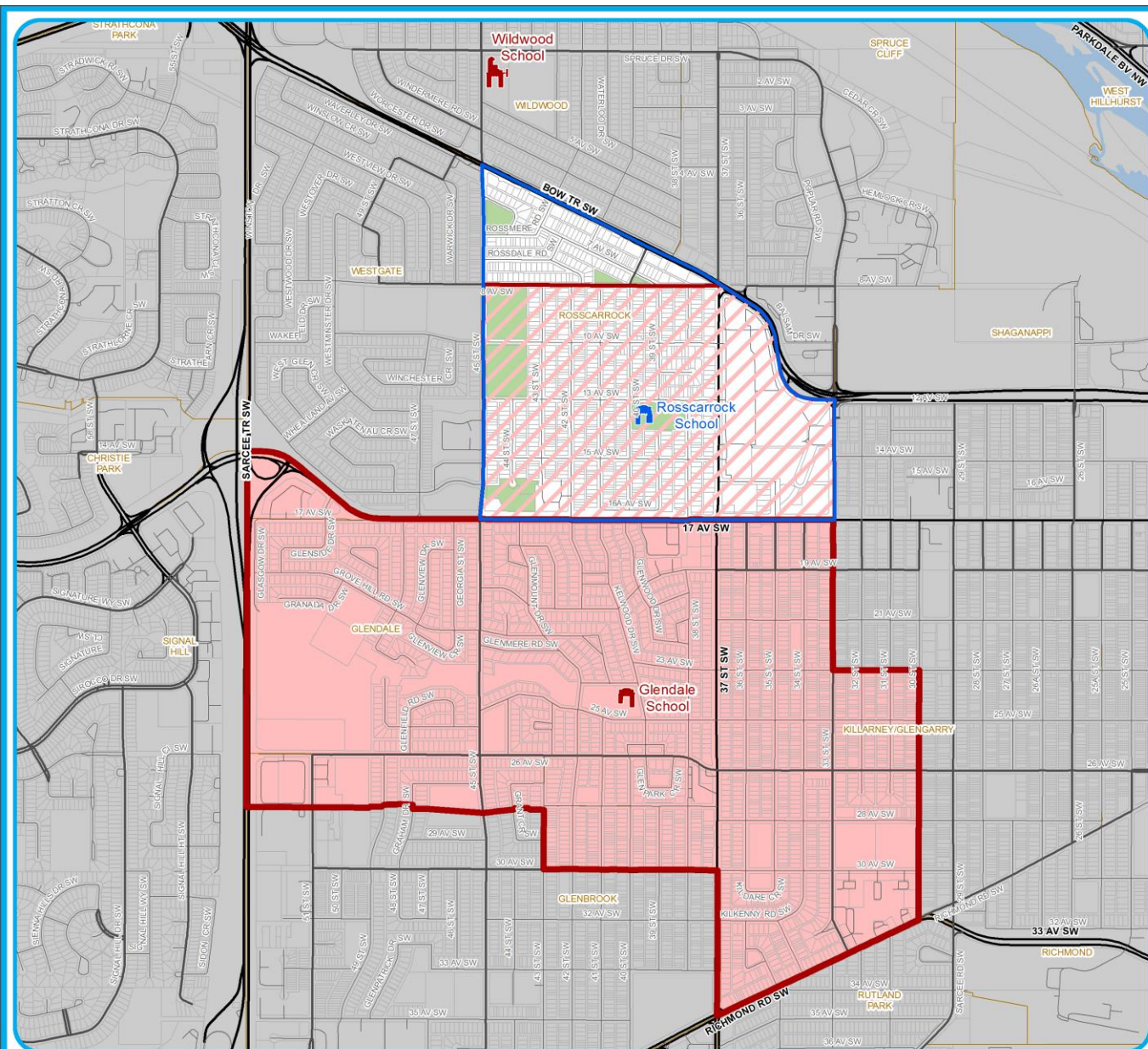


Calgary Board of Education

- Potential Walk Out
- Within Current Walk Zone For:
 - Wildwood School
 - Attendance Area
 - Wildwood School
 - Rosscarrock School

Wildwood School Potential Walk Out Area Within Rosscarrock Schools Attendance Area

0 125 250 500 Metres
 1:20,000
 NAD 1983 3TM 114
 Prepared by: Planning & Transportation
 Map: Wildwood Walk Out.mxd
 Date: November 27, 2018



Potential Walk Out
 Within Current Walk Zone For:
 Glendale School
 Attendance Area
 Rosscarrock School

Glendale School Potential Walk Out Area Within Rosscarrock Schools Attendance Area

0 125 250 500 Metres
 1:20,000
 NAD 1983 3TM 114
 Prepared by: Planning & Transportation
 Map: Glendale Walk Out.mxd
 Date: November 27, 2018

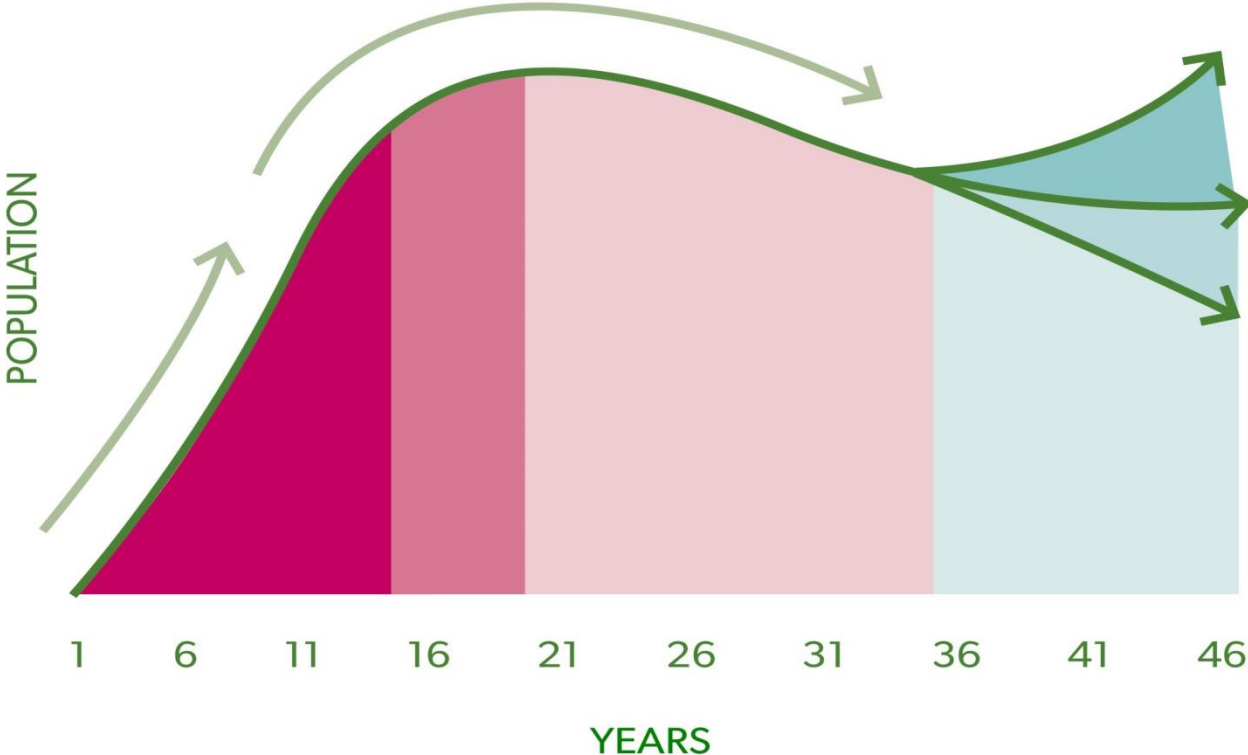
LIFECYCLE of a Community

Rosscarrock was established in 1954

Population approximately 3,600 residents

LIFECYCLE of a Community

THE TYPICAL LIFECYCLE OF A NEIGHBOURHOOD

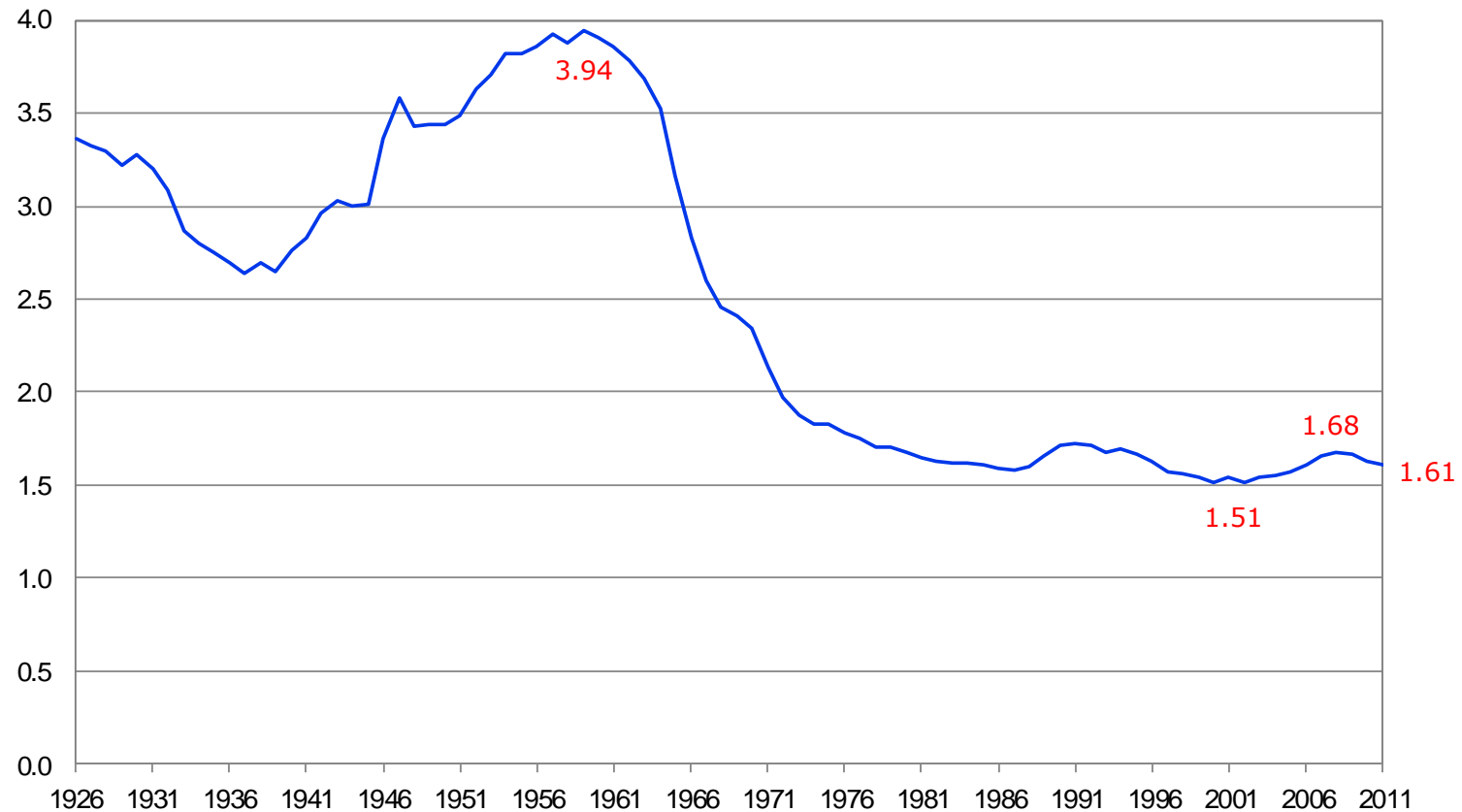


Source: City of Edmonton, Growth Analysis (www.edmonton.ca/growthanalysis)

LIFE CYCLE of a Community

Total fertility rate (number of children per woman), Canada, 1926 to 2011

number of children per woman



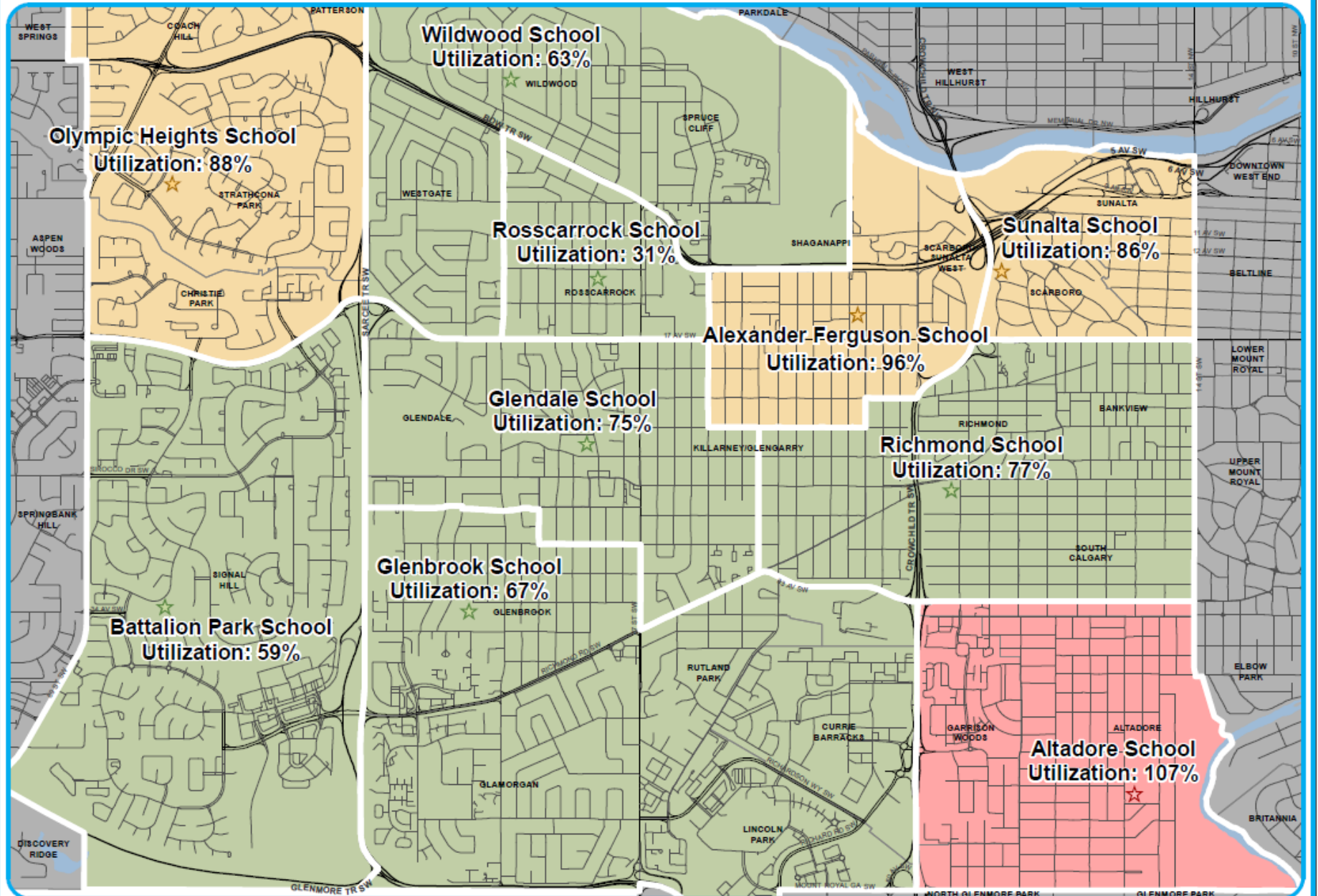
Note: Births to mothers for whom the age is unknown were prorated.


Source: Statistics Canada, Demography Division, Population Estimates Program, Canadian Vital Statistics, Births Database, 1926 to 2011, Survey 3231.

Options for Use of Space



The options below have been used in the past to address excess space in a school. For Rosscarrock School, the feasibility of these options is limited.

- Add an Alternative Program or Complex Learning Needs Program
 - Challenges with middle/junior high space
 - Would not impact the decline in enrolment in the regular program
- Administrative use
 - No unmet need
 - Would not impact the decline in enrolment in the regular program
- Designate a community / Change boundaries
 - Most of the schools in the surrounding area have excess space.




Utilization Rate (2018-19)

- Excess Capacity (<80%)
- Near Capacity (80-100%)
- At Capacity (>100%)

 Community
 Water Body

School Utilization Rates 2018-19 School Year

0 175 350 700
 Metres
 1:30,000

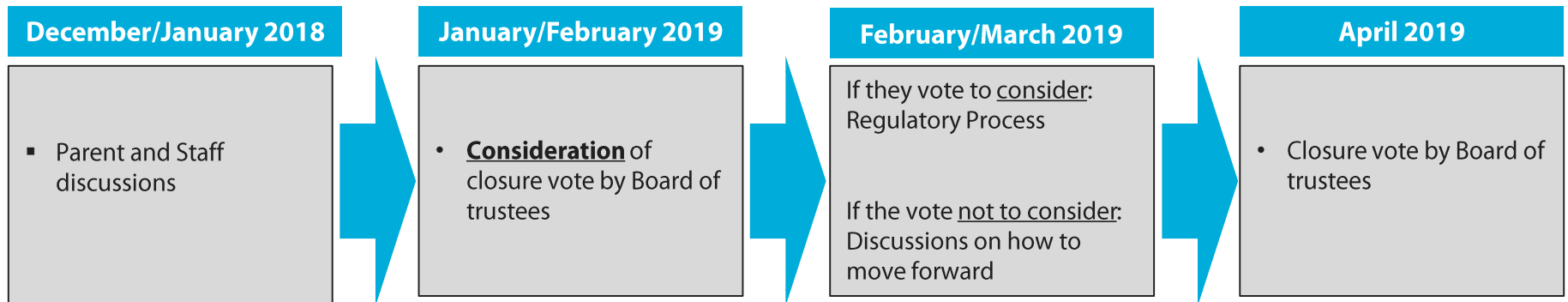
NAD 1983 STM 114
 Prepared by: Planning & Transportation
 Map: School_Utilizations.mxd
 Date: December 05, 2018

Potential for Closure

- A recommendation of consideration for school closure is bound by the School Act and related regulations:
 - Today's conversation is the start of the process
 - CBE administration would submit a recommendation for consideration of closure to the Board of Trustees
 - If approved by the Board of Trustees, the closure process would begin and include more opportunity for staff, parents and others to share their perspectives about closure
 - A final decision would be made only after the regulated consultation requirements are fulfilled.

Example Closure Timeline

If CBE administration were to recommend consideration for closure, this is an example of what the closure timeline might be:



What Would Closure Mean?

- Every regular program student at Rosscarrock School could be accommodated within walking distance of other local K-6 regular program schools that have available space
- School communities would work closely together to ensure students have as smooth a transition as possible

Table Group Discussion

- Take about 10 minutes to discuss the information you have heard this evening with the people at your table
 - CBE staff will answer questions
- We ask that one person at each table take notes of the thoughts and questions shared at the table
- After 10 minutes, each table group will share highlights from their conversation
- There will also be an opportunity to ask questions in the full group

Next Steps

- Share all information presented tonight on the Rosscarrock School website
- If you have additional comments to share, email them to dialogue@cbe.ab.ca
- We will meet again with staff and parents at Rosscarrock School in January to talk about the recommendation and next steps
- We will share information with CBE administration and make a recommendation to present to the Board of Trustees



Calgary Board of Education